

Heian

2024

Sir Heian

LIGHT SYSTEMS

sir-heian.ch

Sir Heian
LIGHT SYSTEMS



Sir Heian

LIGHT SYSTEMS

Sir Heian | Light systems

WAND-/DECKENLEUCHTE

lampada da parete/soffitto | applique/plafonnier



SLICE CIRCLE
page 9 - 23



SLICE SQUARE
page 25 - 33



SLICE 90/120/150
page 34 - 37



IQLEDS PASO
page 42 - 45



IQLEDS ATARI
page 46 - 49



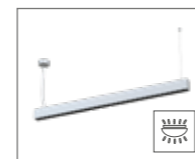
IQLEDS OCULUS
OFFICE UPLIGHT
page 54

STEHLEUCHTE

Lampada da terra | Lampadaire

PENDELLEUCHTE

Lampada a sospensione | lampe suspendue



IQLEDS OCULUS
OFFICE UPLIGHT
page 53



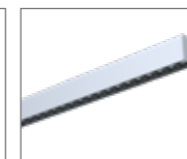
IQLEDS ULYSSE
UPLIGHT
page 56 - 65

DECKENLEUCHTE

Lampada da soffitto | plafonnier



LIVING
page 38 - 41



IQLEDS OCULUS
OFFICE
page 52




IQLEDS ULYSSE
UPLIGHT
page 56 - 65



LINO
page 74

WANDLEUCHTE

Lampada da parete | Applique



IQLEDS QUADRO
page 68



IQLEDS FLAT
page 70

EINBAULEUCHTE

Faretto da incasso rete | Spot encastré



IQLEDS LUNA
page 72

STRAHLER

Faro | Projecteur



IQLEDS HICLOUD
page 76

DALI



Dali

EM



Emergency

SEN



HF-Sensor

PIR



PIR-Sensor

ON/OFF



on/off

SWI



CCT switch

DIM



TRIAC dimmable



CE



tunable white




uplight



PREISLISTE
LISTINO PREZZI
LISTE DE PRIX

EOLED

Designed & assembled by  **Ledeshi**

SLICE.

**DIE SLICE LEUCHTEN BIETEN IHNEN QUALITÄT,
MODERNES DESIGN UND AKTUELLE LED TECHNOLOGIE.**

Die wartungsfreien LED Leuchten sind fast überall einsetzbar. Dank verschiedener Größen, rund oder eckig und verschiedener Funktionen, eignen sie sich für innen und aussen (Deckenmontage IP54). Einsetzbar in Treppenhäuser, Korridore, Garagen, Terrassen oder auch im Home Bereich. Einfache und schnelle Montage zeichnen unsere Leuchten aus.

**LE LAMPADE SLICE TI OFFRONO QUALITÀ,
DESIGN MODERNO E LA PIÙ RECENTE TECNOLOGIA LED.**

Le luci a LED esenti da manutenzione possono essere utilizzate quasi ovunque. Grazie alle loro diverse dimensioni, tonde o quadrate e alle diverse funzioni, sono adatte per interni ed esterni (montaggio a soffitto IP54). Ideali per vano scala, corridoi, garage, terrazze o nell'ambiente domestico. Le nostre luci sono facili e veloci da montare.


**LES LAMPES SLICE VOUS OFFRENT LA QUALITÉ,
UN DESIGN MODERNE ET LA DERNIÈRE TECHNOLOGIE LED.**

Les lampes LED sans entretien peuvent être utilisées presque partout. Grâce à leurs différentes tailles, rondes ou carrées, et à leurs différentes fonctions, elles conviennent à l'intérieur et à l'extérieur (montage au plafond IP54). Elles sont idéales pour les cages d'escalier, les couloirs, les garages, les terrasses ou la maison. Nos luminaires sont faciles et rapides à monter.




EOLED
Designed & assembled by  **Ledeshi**

Sir Heian
LIGHT SYSTEMS



CIRCLE.


eOLED

Designed & assembled by  **Ledeshi**

SLICE CIRCLE.


SLICE CIRCLE II N

φ220x55 mm




SLICE CIRCLE III N

φ270x53 mm




SLICE CIRCLE IV

φ400x63 mm



SLICE CIRCLE VI

φ600x65 mm

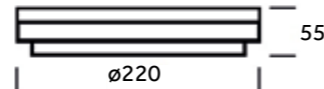


Sir Heian

LIGHT SYSTEMS



SLICE N2II CIRCLE.



WAND-/DECKENLEUCHTE
Diffusor opal, Polycarbonat,
power switch, color switch,
Funktion: ein/aus,
dimmbar TRIAC, HF-Sensor

LAMPADA DA PARETE/SOFFITTO
diffusore opale, polycarbonato,
power switch, color switch,
funzione: on/off, dimmberabile TRIAC,
rilevatore di movimento

APPLIQUE/PLAFONNIER
diffuseur opale, polycarbonate,
interrupteur, interrupteur de couleur,
fonction: on/off, TRIAC dimmable,
détecteur de mouvement



EOLED

Designed & assembled by **Ledeshi**

SLICE N2 II CIRCLE



LSH.SLICE2.C.W. 3.10W	RCA2.10WW.Q230W	white	φ220x50mm	10W	3000K	1100lm	IP54	ON/OFF
LSH.SLICE2.C.W. SWI	RCA2.15WW/NW.Q230W	white	φ220x55mm	10/15W	3000/4000K	1100/1700lm	IP54	ON/OFF
LSH.SLICE2.C.W. SWIDIM	RCA2.15WW/NW.Y230W	white	φ220x55mm	10/15W	3000/4000K	1100/1700lm	IP54	TRIAC DIM
LSH.SLICE2.C.W. SWISEN	RCA2.15WW/NW.P230W	white	φ220x55mm	10/15W	3000/4000K	1100/1700lm	IP54	SENSOR
LSH.SLICE2.C.W. SWINOT	RCA2.15WW/NW.E230W	white	φ220x55mm	10/15W	3000/4000K	1100/1700lm	IP20	EM



EOLED

Designed & assembled by **Ledeshi**

SLICE N2 II CIRCLE



LSH.SLICE2.C.S. SWI	RCA2.15WW/NW.Q230S	silver	φ220x55mm	10/15W	3000/4000K	1100/1700lm	IP54	ON/OFF
LSH.SLICE2.C.S. SWIDIM	RCA1.15WW/NW.Y230W	silver	φ220x55mm	10/15W	3000/4000K	1100/1700lm	IP54	TRIAC DIM
LSH.SLICE2.C.S. SWISEN	RCA2.15WW/NW.P230S	silver	φ220x55mm	10/15W	3000/4000K	1100/1700lm	IP54	SENSOR
LSH.SLICE2.C.S. SWINOT	RCA2.15WW/NW.E230S	silver	φ220x55mm	10/15W	3000/4000K	1100/1700lm	IP20	EM
LSH.SLICE2.C.B. SWI	RCA2.15WW/NW.Q230B	black	φ220x55mm	10/15W	3000/4000K	1100/1700lm	IP54	ON/OFF

SLICE N2 II PIR CIRCLE.



EOLED
Designed & assembled by **Ledeshi**

SLICE N2 II PIR CIRCLE

CE
LED CRI 80
30000h 3 years warranty
3000K/4000K
10/15W
on/off
PIR
IP54
white
silver
black

LSH.SLICE2.C.W. SWIPIR	RCA2.15WW/NW.R230W	white	φ220x63mm	10/15W	3000/4000K	1100/1700lm	IP54	PIR SENSOR
LSH.SLICE2.C.S. SWIPIR	RCA2.15WW/NW.R230S	silver	φ220x63mm	10/15W	3000/4000K	1100/1700lm	IP54	PIR SENSOR
LSH.SLICE2.C.B. SWIPIR	RCA2.15WW/NW.R230B	black	φ220x63mm	10/15W	3000/4000K	1100/1700lm	IP54	PIR SENSOR

WAND-/DECKENLEUCHTE
Diffusor opal, Polycarbonat,
power switch, color switch,
Funktion: ein/aus, PIR-Sensor

LAMPADA DA PARETE/SOFFITTO
diffusore opale, polycarbonato,
power switch, color switch,
funzione: on/off, sensore infrarossi PIR

APPLIQUE/PLAFONNIER
diffuseur opale, polycarbonate,
interrupteur de couleur,
fonction: on/off, PIR Sensor

SLICE N2 III PIR CIRCLE.

WAND-/DECKENLEUCHTE
Diffusor opal, Polycarbonat,
power switch, color switch,
Funktion: ein/aus, PIR-Sensor

LAMPADA DA PARETE/SOFFITTO
diffusore opale, polycarbonato,
power switch, color switch,
funzione: on/off, sensore infrarossi PIR

APPLIQUE/PLAFONNIER
diffuseur opale, polycarbonate,
interrupteur de couleur,
fonction: on/off, PIR Sensor



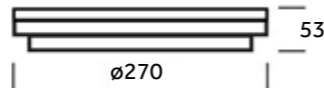
EOLED
Designed & assembled by **Ledeshi**

SLICE N2 III PIR CIRCLE

CE
LED CRI 80
30000h 3 year warranty
3000K/4000K
10/18/24W 18/24W
on/off
PIR
IP54
white
silver
black

LSH.SLICE.C.W. SWIPIR	RCA2.24WW/NW.R230W	white	φ270x57mm	10/18/24W	3000/4000K	1150/2100/2800lm	IP54	PIR SENSOR
LSH.SLICE.C.S. SWIPIR	RCA2.24WW/NW.R230S	silver	φ270x57mm	10/18/24W	3000/4000K	1150/2100/2800lm	IP54	PIR SENSOR
LSH.SLICE.C.B. SWIPIR	RCA2.24WW/NW.R230B	black	φ270x57mm	10/18/24W	3000/4000K	1150/2100/2800lm	IP54	PIR SENSOR

SLICE N2 III CIRCLE.



WAND-/DECKENLEUCHTE
Diffusor opal, Polycarbonat,
power switch, color switch,
Funktion: ein/aus, dimmbar TRIAC,
Dali, HF-Sensor, Not

LAMPADA DA PARETE/SOFFITTO
diffusore opale, polycarbonato,
power switch, color switch
funzione: on/off, dimmberabile
TRIAC, dali, rilevatore di movimento,
emergenza

APPLIQUE/PLAFONNIER
diffuseur opale, polycarbonate,
interrupteur de couleur,
fonction: on/off, TRIAC dimmable,
dali, détecteur de mouvement,
urgence



EOLED
Designed & assembled by Ledeshi

SLICE N2 III CIRCLE



LSH.SLICE.C.W. SWI	RCA2.24WW/NW.Q230W	white	φ270x53	10/18/24W	3000/4000K	1150/2100/2800lm	IP54	ON/OFF
LSH.SLICE.C.W. SWIDIM	RCA2.24WW/NW.Y230W	white	φ270x53	10/18/24W	3000/4000K	1150/2100/2800lm	IP54	TRIAC DIM
LSH.SLICE.C.W. SWISEN	RCA2.24WW/NW.P230W	white	φ270x53	10/18/24W	3000/4000K	1150/2100/2800lm	IP54	SENSOR
LSH.SLICE.C.W. SWINOT	RCA2.24WW/NW.E230W	white	φ270x53	10/18/24W	3000/4000K	1150/2100/2800lm	IP20	EM
LSH.SLICE.C.W. SWIDAL	RCA2.24WW/NW.D230W	white	φ270x53	18/24W	3000/4000K	2100/2800lm	IP54	DALI



EOLED
Designed & assembled by Ledeshi

SLICE N2 III CIRCLE



LSH.SLICE.C.S. SWI	RCA2.24WW/NW.Q230S	silver	φ270x53	10/18/24W	3000/4000K	1150/2100/2800lm	IP54	ON/OFF
LSH.SLICE.C.S. SWIDIM	RCA2.24WW/NW.Y230S	silver	φ270x53	10/18/24W	3000/4000K	1150/2100/2800lm	IP54	TRIAC DIM
LSH.SLICE.C.S. SWISEN	RCA2.24WW/NW.P230S	silver	φ270x53	10/18/24W	3000/4000K	1150/2100/2800lm	IP54	SENSOR
LSH.SLICE.C.S. SWINOT	RCA2.24WW/NW.E230S	silver	φ270x53	10/18/24W	3000/4000K	1150/2100/2800lm	IP20	EM
LSH.SLICE.C.S. SWIDAL	RCA2.24WW/NW.D230S	silver	φ270x53	18/24W	3000/4000K	2100/2800lm	IP54	DALI
LSH.SLICE.C.B. SWI	RCA2.24WW/NW.Q230B	black	φ270x53	10/18/24W	3000/4000K	1150/2100/2800lm	IP54	ON/OFF
LSH.SLICE.C.B. SWINOT	RCA2.24WW/NW.E230B	black	φ270x53	10/18/24W	3000/4000K	1150/2100/2800lm	IP20	EM

SLICE IV CIRCLE.



EOLED
Designed & assembled by **Ledeshi**

SLICE IV CIRCLE

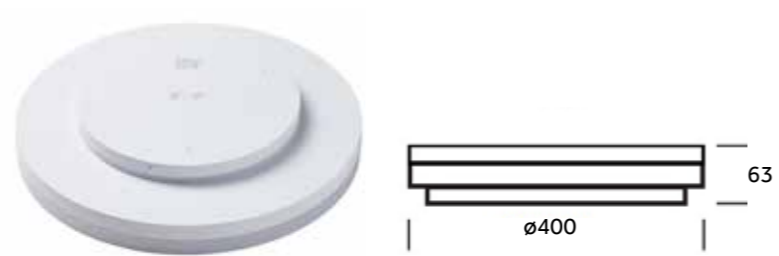


LSH.SLICE4.C.W. SWIDIM	RCA2.38WW/NW.Y230W	white	φ400x63mm	29/38W	3000/4000K	3300/4200lm	IP20	TRIAC dim
LSH.SLICE4.C.W. SWIDAL	RCA2.38WW/NW.D230W	white	φ400x63mm	29/38W	3000/4000K	3300/4200lm	IP20	DALI
LSH.SLICE4.C.W. SWINOT	RCA2.38WW/NW.E230W	white	φ400x63mm	29/38W	3000/4000K	3300/4200lm	IP20	EM

WAND-/DECKENLEUCHTE
Diffusor opal, PC+Alu,
power switch, color switch,
Funktion: dimmbar TRIAC, Dali, Not

LAMPADA DA PARETE/SOFFITTO
diffusore opale,
policarbonato e alluminio,
power switch, color switch,
funzione: dimmerabile TRIAC,
Dali, emergenza

APPLIQUE/PLAFONNIER
diffuseur opale, polycarbonate et
aluminium, interrupteur de couleur,
fonction : TRIAC gradable, Dali,
urgence



EOLED
Designed & assembled by **Ledeshi**

SLICE IV CIRCLE



LSH.SLICE4.C.S. SWIDIM	RCA2.38WW/NW.Y230S	silver	φ400x63mm	29/38W	3000/4000K	3300/4200lm	IP20	TRIAC dim
LSH.SLICE4.C.S. SWIDAL	RCA2.38WW/NW.D230S	silver	φ400x63mm	29/38W	3000/4000K	3300/4200lm	IP20	DALI
LSH.SLICE4.C.S. SWINOT	RCA2.38WW/NW.E230S	silver	φ400x63mm	29/38W	3000/4000K	3300/4200lm	IP20	EM
LSH.SLICE4.C.B. SWIDIM	RCA2.38WW/NW.Y230B	black	φ400x63mm	29/38W	3000/4000K	3300/4200lm	IP20	TRIAC dim

SLICE IV PLUS CIRCLE.



UPLIGHT



eOLED

Designed & assembled by Ledeshi

SLICE IV PLUS CIRCLE

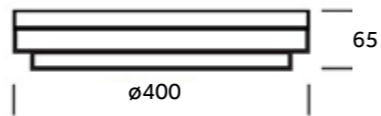


LSH.SLICE4+.C.W. SWIDIM	RCP2.32WW/NW.Y230W	white	φ400x65mm	29/38W	3000/4000K	3300/4200lm	IP54	TRIAC dim
LSH.SLICE4+.C.W. SWISEN	RCP2.32WW/NW.P230W	white	φ400x65mm	29/38W	3000/4000K	3300/4200lm	IP54	SENSOR
LSH.SLICE4+.C.W. SWINOT	RCP2.32WW/NW.E230W	white	φ400x65mm	29/38W	3000/4000K	3300/4200lm	IP20	EM

WAND-/DECKENLEUCHTE
Diffusor opal, PC+Alu,
power switch, color switch,
Funktion: dimmbar TRIAC, Dali, Not

LAMPADA DA PARETE/SOFFITTO
diffusore opale,
policarbonato e alluminio,
power switch, color switch,
funzione: dimmerabile TRIAC,
Dali, emergenza

APPLIQUE/PLAFONNIER
diffuseur opale, polycarbonate et
aluminium, interrupteur de couleur,
fonction: TRIAC gradable, Dali,
urgence

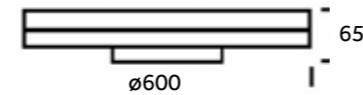


SLICE VI CIRCLE.

WAND-/DECKENLEUCHTE
Diffusor opal, Polycarbonat,
power switch, color switch,
Funktion: DALI, Not

LAMPADA DA PARETE/SOFFITTO
diffusore opale, policarbonato,
power switch, color switch,
funzione: Dali, emergenza

APPLIQUE/PLAFONNIER
Diffuseur opale, polycarbonate,
interrupteur de couleur,
fonction: Dali, urgence



EOLED

Designed & assembled by **Ledeshi**

SLICE VI CIRCLE

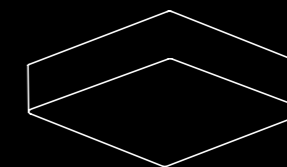


LSH.SLICE6.C.W. SWIDAL	RCA2.55WW/NW.D230W	white	φ600x65mm	38/55W	3000/4000K	5000/6600lm	IP54	DALI
LSH.SLICE6.C.W. SWINOT	RCA2.55WW/NW.E230W	white	φ600x65mm	38/55W	3000/4000K	5000/6600lm	IP20	EM




Sir Heian
LIGHT SYSTEMS

EOLED
Designed & assembled by  **Ledeshi**



SQUARE.


EOLED

Designed & assembled by  **Ledeshi**

SLICE SQUARE.

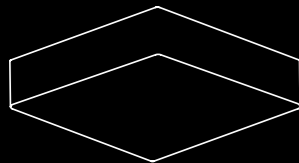
SLICE SQUARE II N

210x210x56 mm




SLICE SQUARE III N

260x260x52 mm



SLICE SQUARE IV

400x400x63 mm



SLICE 90

900x130x55 mm



SLICE 120

1200x130x55 mm



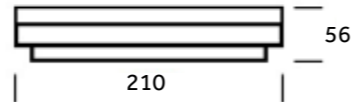
SLICE 150

1500x130x55 mm



Sir Heian
LIGHT SYSTEMS

SLICE N2 II SQUARE.



EOLED
Designed & assembled by **Ledeshi**

SLICE N2 II SQUARE



LSH.SLICE2.S.S. SWI	RCA1.15WW/NW.Q230W	silver	210x210x56	10/15W	3000/4000K	1100/1700lm	IP54	ON/OFF
LSH.SLICE2.S.S. SWIDIM	RCA1.15WW/NW.Y230W	silver	210x210x56	10/15W	3000/4000K	1100/1700lm	IP54	TRIAC DIM
LSH.SLICE2.S.S. SWISEN	RCA1.15WW/NW.P230W	silver	210x210x56	10/15W	3000/4000K	1100/1700lm	IP54	SENSOR
LSH.SLICE2.S.S. SWINOT	RCA1.15WW/NW.E230W	silver	210x210x56	10/15W	3000/4000K	1100/1700lm	IP20	EM
LSH.SLICE2.S.W. SWI	RCA1.15WW/NW.Q230S	white	210x210x56	10/15W	3000/4000K	1100/1700lm	IP54	ON/OFF
LSH.SLICE2.S.W. SWIDIM	RCA1.15WW/NW.Y230S	white	210x210x56	10/15W	3000/4000K	1100/1700lm	IP54	TRIAC DIM
LSH.SLICE2.S.W. SWISEN	RCA1.15WW/NW.P230S	white	210x210x56	10/15W	3000/4000K	1100/1700lm	IP54	SENSOR
LSH.SLICE2.S.W. SWINOT	RCA1.15WW/NW.E230S	white	210x210x56	10/15W	3000/4000K	1100/1700lm	IP20	EM

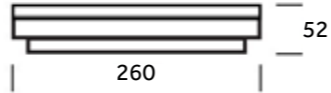
WAND-/DECKENLEUCHTE
Diffusor opal, PC+Alu, power switch, color switch, Funktion: dimmbar TRIAC, HF-Sensor

LAMPADA DA PARETE/SOFFITTO
diffusore opale, policarbonato e alluminio, power switch, color switch, funzione: dimmberabile TRIAC, rilevatore di movimento

APPLIQUE/PLAFONNIER
diffuseur opale, polycarbonate, interrupteur de couleur, fonction: on/off, TRIAC dimmable, détecteur de mouvement



SLICE N2 III SQUARE.



EOLED
Designed & assembled by **Ledeshi**

SLICE N2 III SQUARE



LSH.SLICE.S.W. SWI	RCA1.24WW/NW.Q230W	white	260x260x52	10/18/24W	3000/4000K	1150/2100/2800lm	IP54	ON/OFF
LSH.SLICE.S.W. SWIDIM	RCA1.24WW/NW.Y230W	white	260x260x52	10/18/24W	3000/4000K	1150/2100/2800lm	IP54	TRIAC DIM
LSH.SLICE.S.W. SWISEN	RCA1.24WW/NW.P230W	white	260x260x52	10/18/24W	3000/4000K	1150/2100/2800lm	IP54	SENSOR
LSH.SLICE.S.W. SWINOT	RCA1.24WW/NW.E230W	white	260x260x52	10/18/24W	3000/4000K	1150/2100/2800lm	IP20	EM

WAND-/DECKENLEUCHTE
Diffusor opal, Polycarbonat,
power switch, color switch,
Funktion: ein/aus, dimmbar TRIAC,
Dali, HF-Sensor, Not

LAMPADA DA PARETE/SOFFITTO
diffusore opale, polycarbonato,
power switch, color switch,
funzione: on/off, dimmabile
TRIAC, dali, rilevatore di movimento,
emergenza

APPLIQUE/PLAFONNIER
diffuseur opale, polycarbonate,
interrupteur de couleur,
fonction: on/off, TRIAC dimmable,
dali, détecteur de mouvement
urgence



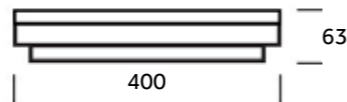
EOLED
Designed & assembled by **Ledeshi**

SLICE N2 III SQUARE



LSH.SLICE.S.S. SWI	RCA1.24WW/NW.Q230S	silver	260x260x52	10/18/24W	3000/4000K	1150/2100/2800lm	IP54	ON/OFF
LSH.SLICE.S.S. SWIDIM	RCA1.24WW/NW.Y230S	silver	260x260x52	10/18/24W	3000/4000K	1150/2100/2800lm	IP54	TRIAC DIM
LSH.SLICE.S.S. SWISEN	RCA1.24WW/NW.P230S	silver	260x260x52	10/18/24W	3000/4000K	1150/2100/2800lm	IP54	SENSOR
LSH.SLICE.S.S. SWINOT	RCA1.24WW/NW.E230S	silver	260x260x52	10/18/24W	3000/4000K	1150/2100/2800lm	IP20	EM

SLICE IV SQUARE.



EOLED

Designed & assembled by Ledeshi

SLICE IV SQUARE

CE	LED CRI 80	30000h 3 year warranty	3000K/ 4000K	29/38W	TRIAC dim	1,5h EM	DALI	IP20	<input type="checkbox"/> white <input type="checkbox"/> silver
----	---------------	------------------------------	-----------------	--------	-----------	---------	------	------	---

LSH.SLICE4.S.W. SWIDIM	RCA1.38WW/NW.Y230W	white	400x400x63	29/38W	3000/4000K	3300/4200lm	IP20	TRIAC DIM
LSH.SLICE4.S.W. SWIDAL	RCA1.38WW/NW.D230W	white	400x400x63	29/38W	3000/4000K	3300/4200lm	IP20	DALI
LSH.SLICE4.S.W. SWINOT	RCA1.38WW/NW.E230W	white	400x400x63	29/38W	3000/4000K	3300/4200lm	IP20	EM
LSH.SLICE4.S.S. SWIDIM	RCA1.38WW/NW.Y230S	silver	400x400x63	29/38W	3000/4000K	3300/4200lm	IP20	TRIAC DIM
LSH.SLICE4.S.S. SWIDAL	RCA1.38WW/NW.D230S	silver	400x400x63	29/38W	3000/4000K	3300/4200lm	IP20	DALI
LSH.SLICE4.S.S. SWINOT	RCA1.38WW/NW.E230S	silver	400x400x63	29/38W	3000/4000K	3300/4200lm	IP20	EM

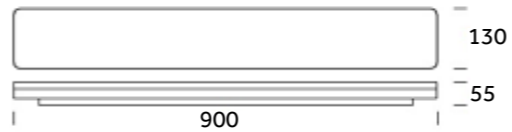
WAND-/DECKENLEUCHTE
Diffusor opal, PC+Alu,
power switch, color switch,
Funktion: dimmbar TRIAC, Dali, Not

LAMPADA DA PARETE/SOFFITTO
diffusore opale,
policarbonato e alluminio,
power switch, color switch,
funzione: dimmerabile TRIAC,
Dali, emergenza

APPLIQUE/PLAFONNIER
diffuseur opale, polycarbonate et
aluminium, interrupteur de couleur,
fonction: TRIAC gradable,
Dali, urgence



SLICE 90.



EOLED

Designed & assembled by **Ledeshi**

**SLICE
90**



LSH.SLICE90.W.SWI	RCL.32WW/NW900.Q230W	white	900x130x55	24/32W	3000/4000K	2700/3500lm	IP54	ON/OFF
LSH.SLICE90.W.SWIDIM	RCL.32WW/NW900.Y230W	white	900x130x55	24/32W	3000/4000K	2700/3500lm	IP54	TRIAC DIM
LSH.SLICE90.W.SWIDAL	RCL.32WW/NW900.D230W	white	900x130x55	24/32W	3000/4000K	2700/3500lm	IP54	DALI
LSH.SLICE90.W.SWISEN	RCL.32WW/NW900.P230W	white	900x130x55	24/32W	3000/4000K	2700/3500lm	IP54	SENSOR
LSH.SLICE90.S.SWIDIM	RCL.32WW/NW900.Y230S	silver	900x130x55	24/32W	3000/4000K	2700/3500lm	IP54	TRIAC DIM

WAND-/DECKENLEUCHTE
Diffusor opal, Polycarbonat,
power switch, color switch,
Funktion: dimmbar TRIAC, Dali,
HF-Sensor, Not

LAMPADA DA PARETE/SOFFITTO
diffusore opale, polycarbonato,
power switch, color switch,
funzione: dimmerabile TRIAC,
Dali, emergenza

APPLIQUE/PLAFONNIER
diffuseur opale, polycarbonate,
interrupteur de couleur,
fonction : TRIAC dimmable,
Dali, urgence



SLICE 120.



WAND-/DECKENLEUCHTE
Diffusor opal, Polycarbonat,
power switch, color switch,
Funktion: dimmbar TRIAC,
Dali, HF-Sensor, Not


LAMPADA DA PARETE/SOFFITTO
diffusore opale, polycarbonato,
power switch, color switch,
funzione: dimmerabile TRIAC,
Dali, rilevatore di movimento,
emergenza

APPLIQUE/PLAFONNIER
diffuseur opale, polycarbonate,
interrupteur de couleur,
fonction: TRIAC dimmable, Dali,
détecteur de mouvement, urgence



EOLED
Designed & assembled by **Ledeshi**

SLICE 120



LSH.SLICE120.W.SWI	RCL.38WW/NW1200.Q230W	white	1200x130x55	29/38W	3000/4000K	3200/4200lm	IP54	ON/OFF
LSH.SLICE120.W.SWIDIM	RCL.38WW/NW1200.Y230W	white	1200x130x55	29/38W	3000/4000K	3200/4200lm	IP54	TRIAC DIM
LSH.SLICE120.W.SWIDAL	RCL.38WW/NW1200.D230W	white	1200x130x55	29/38W	3000/4000K	3200/4200lm	IP54	DALI
LSH.SLICE120.W.SWISEN	RCL.38WW/NW1200.P230W	white	1200x130x55	29/38W	3000/4000K	3200/4200lm	IP54	SENSOR
LSH.SLICE120.W.SWINOT	RCL.38WW/NW1200.E230W	white	1200x130x55	29/38W	3000/4000K	3200/4200lm	IP20	EM

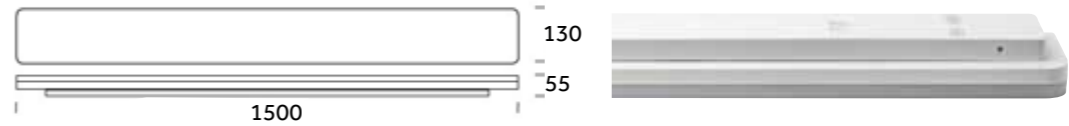
SLICE 150.



WAND-/DECKENLEUCHTE
Diffusor opal, Polycarbonat,
Power switch, Color switch,
Funktion: dimmbar TRIAC, Dali

LAMPADA DA PARETE/SOFFITTO
diffusore opale, polycarbonato,
power switch, color switch,
funzione: dimmerabile TRIAC, Dali

APPLIQUE/PLAFONNIER
diffuseur opale, polycarbonate,
interrupteur, interrupteur de couleur,
fonction: TRIAC dimmable, Dali



EOLED
Designed & assembled by **Ledeshi**

SLICE 150



LSH.SLICE150.W.SWIDIM	RCL.50WW/NW1500.D230W	white	1500x130x55	30/40/50W	3000/4000K	3500/4500/5800lm	IP54	TRIAC DIM
LSH.SLICE150.W.SWIDAL	RCL.50WW/NW1500.Y230W	white	1500x130x55	30/40/50W	3000/4000K	3500/4500/5800lm	IP54	DALI

EOLED

Designed & assembled by  Ledeshi


LIVING.

UPLIGHT




LIVING 4

φ 430 x 115 mm



LIVING 6

φ 630 x 115 mm



Sir Heian

LIGHT SYSTEMS

LIVING.

Diese Deckenleuchte integriert sich dank einem Stoffschirm als wahres Designstück in Wohnzimmer, Schlafzimmer oder Hotelzimmer. Erhältlich als dimmbare Variante oder mit Sensor.

Questa lampada da soffitto si integra come un vero e proprio pezzo di design nel soggiorno, nella camera da letto o nella stanza d'albergo grazie al paralume in tessuto. Disponibile in versione dimmerabile o con sensore.

Ce plafonnier s'intègre comme une véritable pièce de design dans le salon, la chambre à coucher ou la chambre d'hôtel grâce à son abat-jour en tissu. Disponible en version dimmable ou à détecteur.




LIVING 4.

NEW



taube



umbria

UPLIGHT



EOLED

Designed & assembled by Ledeshi

LIVING 4

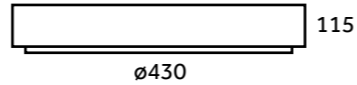
CE
LED CRI 80
30000h 3 year warranty
3000K/4000K
24/34W
TRIAC dim
Sensor
IP20
Uplight
taube
umbria

LSH.LIVING4.7166.DIM	taube	φ430x115mm	24/32W	3000/4000K	2240/2560lm	IP20	TRIAC DIM	7166	7167
LSH.LIVING4.7166.SEN	taube	φ430x115mm	24/32W	3000/4000K	2240/2560lm	IP20	SENSOR		
LSH.LIVING4.7167.DIM	umbria	φ430x115mm	24/32W	3000/4000K	2240/2560lm	IP20	TRIAC DIM		
LSH.LIVING4.7167.SEN	umbria	φ430x115mm	24/32W	3000/4000K	2240/2560lm	IP20	SENSOR		

DECKENLEUCHE
Diffusor opal, PC+ Stoff,
Power switch, Color switch,
Funktion: dimmbar TRIAC, HF-Sensor

LAMPADA DA SOFFITTO
diffusore opale, policarbonato e
tessuto, power switch, color switch
funzione: dimmerabile TRIAC,
rilevatore di movimento

PLAFONNIER, DIFFUSEUR OPALE,
polycarbonate et tissu, interrupteur,
interrupteur de couleur,
fonction: TRIAC gradable,
détecteur de mouvement



LIVING 6.

NEW



taube



umbria

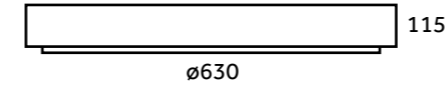
UPLIGHT



DECKENLEUCHE
Diffusor opal, PC+ Stoff,
Power switch, Color switch,
Funktion: Dali

LAMPADA DA SOFFITTO
diffusore opale, policarbonato e
tessuto, power switch, color switch
funzione: Dali

PLAFONNIER, DIFFUSEUR OPALE,
polycarbonate et tissu, interrupteur,
interrupteur de couleur,
fonction: Dali



EOLED

Designed & assembled by Ledeshi

LIVING 6


CE
LED CRI 80
30000h 3 year warranty
3000K/4000K
38/55W
DALI
IP20
Uplight
taube
umbria

LSH.LIVING6.7166.DAL	taube	φ630x115mm	38/55W	3000/4000K	4000/5280lm	IP20	DALI	7166	7167
LSH.LIVING6.7167.DAL	umbria	φ630x115mm	38/55W	3000/4000K	4000/5280lm	IP20	DALI		

iQLEDS PASO.


PASO 2

Ø275x65 mm



PASO 3

Ø350x65 mm



Sir Heian

LIGHT SYSTEMS

PASO.

DAS MULTITALENT FÜR ALLE FÄLLE.

Eine Leuchte mit 24 Möglichkeiten. Silber oder weiss, klein oder gross, power switch, CCT switch, Sensor- oder Notleuchte. Einsetzbar im Innen- oder Aussenbereich. Ideal für Durchgänge, Keller, Tiefgaragen, Treppenhäuser, Terrassen.

LAMPADA PLAFONIERA TUTTOFARE CON 24 POSSIBILITÀ.

Argento o bianco, piccolo o grande, power switch, CCT switch, sensore o luce d'emergenza. Può essere utilizzato all'interno o all'esterno. Ideale per corridoi, scantinati, garage, vani scala, terrazzi.

PLAFONNIER POLYVALENT OFFRANT 24 POSSIBILITÉS.

Argenté ou blanc, petit ou grand, interrupteur, interrupteur CCT, détecteur ou lampe de secours. Peut être utilisé à l'intérieur ou à l'extérieur. Idéal pour les couloirs, les caves, les garages, les cages d'escalier et les terrasses.



iQLED S PASO 2.



WAND-/DECKENLEUCHTE
Diffusor opal, Polycarbonat
power switch, color switch,
Funktion: ein/aus, HF-Sensor,
Not (kein power switch)



IQL PASO2 R



IQL.PASO2.R.W	white	Ø275x65	10/15/20/25W	3000/4000/5000K	1000/1500/2000/2500lm	IP 54	ON/OFF
IQL.PASO2.R.W.EM	white	Ø275x65	10/15/20/25W	3000/4000/5000K	1000/1500/2000/2500lm	IP 54	EM
IQL.PASO2.R.W.SEN	white	Ø275x65	10/15/20/25W	3000/4000/5000K	1000/1500/2000/2500lm	IP 54	SENSOR
IQL.PASO2.R.S	silber	Ø275x65	10/15/20/25W	3000/4000/5000K	1000/1500/2000/2500lm	IP 54	ON/OFF
IQL.PASO2.R.S.EM	silber	Ø275x65	10/15/20/25W	3000/4000/5000K	1000/1500/2000/2500lm	IP 54	EM
IQL.PASO2.R.S.SEN	silber	Ø275x65	10/15/20/25W	3000/4000/5000K	1000/1500/2000/2500lm	IP 54	SENSOR

iQLED S PASO 3.



LAMPADA DA PARETE/SOFFITTO
diffusore opale, polycarbonato
power switch, color switch,
funzione: on/off,
rilevatore di movimento,
emergenza (senza power switch)

APPLIQUE/PLAFONNIER
diffuseur opale, polycarbonate
interrupteur, interrupteur de couleur,
fonction: marche/arrêt, détecteur de
mouvement, urgence (sans interrupteur)



IQL PASO 3 R



IQL.PASO3.R.W	white	Ø350x65	15/20/25/30W	3000/4000/5000K	1500/2000/2500/3000lm	IP 54	ON/OFF
IQL.PASO3.R.W.EM	white	Ø350x65	15/20/25/30W	3000/4000/5000K	1500/2000/2500/3000lm	IP 54	EM
IQL.PASO3.R.W.SEN	white	Ø350x65	15/20/25/30W	3000/4000/5000K	1500/2000/2500/3000lm	IP 54	SENSOR
IQL.PASO3.R.S	silber	Ø350x65	15/20/25/30W	3000/4000/5000K	1500/2000/2500/3000lm	IP 54	ON/OFF
IQL.PASO3.R.S.EM	silber	Ø350x65	15/20/25/30W	3000/4000/5000K	1500/2000/2500/3000lm	IP 54	EM
IQL.PASO3.R.S.SEN	silber	Ø350x65	15/20/25/30W	3000/4000/5000K	1500/2000/2500/3000lm	IP 54	SENSOR

IQLEDS ATARI.


ATARI S

ØxH: 220 x 46 mm




ATARI M

ØxH: 275 x 48 mm



ATARI L

ØxH: 350 x 48 mm



Sir Heian

LIGHT SYSTEMS

ATARI.

Entdecken Sie unsere schlichte Deckenleuchte, perfekt für Treppenhäuser und Keller. Mit einem integrierten Sensor passt sie sich automatisch Ihrer Anwesenheit an und spart Energie. Die Dimmfunktion ermöglicht es Ihnen, die Helligkeit nach Bedarf anzupassen – von sanftem Licht bis zu hellem Strahlen.

Scoprite il nostro semplice lampadario a soffitto, perfetto per scale e cantine. Dotato di un sensore integrato, si adatta automaticamente alla vostra presenza e risparmia energia. Con la funzione di dimmerazione, potrete regolare l'intensità luminosa a vostro piacimento, da una luce soffusa a una luce brillante.

Découvrez notre plafonnier simple et épuré, parfait pour les escaliers et les caves. Doté d'un capteur intégré, il s'ajuste automatiquement à votre présence et permet des économies d'énergie. Grâce à sa fonction de variation d'intensité, vous pouvez ajuster la luminosité selon vos besoins, passant d'une lumière douce à une lumière plus vive.



iQLED S ATARI



ATARI S

**PRICE
BREAKER**

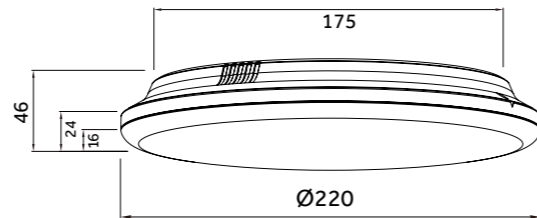
CE
LED CRI 80 220-240V
50000h 3 year warranty
3000K/4000K/5700K
12/18/25W
TRIAC dim
on/off
Sensor
IP54
white

IQL.103.021	white	ØxH: 220x46mm	12W	3000/4000/5700K	1100-1300lm	IP 54	ON/OFF
IQL.103.022	white	ØxH: 220x46mm	12W	3000/4000/5700K	1100-1300lm	IP 54	TRIAC DIM

WAND-/DECKENLEUCHTE
Diffusor opal, Polycarbonat,
color switch, Funktion: ein/aus,
dimmbar Triac, HF-Sensor

LAMPADA DA PARETE/SOFFITTO
diffusore opale, polycarbonato,
color switch, funzione: on/off,
dimmerabile Triac,
rilevatore di movimento

APPLIQUE/PLAFONNIER
diffuseur opale, polycarbonate,
interrupteur de couleur,
fonction : on/off, TRIAC dimmable,
dali, détecteur de mouvement



ATARI M/L

**PRICE
BREAKER**

CE
LED CRI 80 220-240V
50000h 3 year warranty
3000K/4000K/5700K
12/18/25W
TRIAC dim
on/off
Sensor
IP54
white

IQL.103.041	white	ØxH: 275x48mm	18W	3000/4000/5700K	1660-1900lm	IP 54	TRIAC DIM
IQL.103.042	white	ØxH: 275x48mm	18W	3000/4000/5700K	1660-1900lm	IP 54	SENSOR
IQL.103.061	white	ØxH: 350x48mm	25W	3000/4000/5700K	2300-2650lm	IP 54	TRIAC DIM
IQL.103.062	white	ØxH: 350x48mm	25W	3000/4000/5700K	2300-2650lm	IP 54	SENSOR

iQ LEDS OCULUS.

OFFICE
Premium

OCULUS SURFACE

1145x53x78mm




UPLIGHT




OCULUS PENDANT

1445x48x76mm



OCULUS STAND

1960x1203x52mm



Sir Heian

LIGHT SYSTEMS

OCULUS.

HOCHWERTIGE BÜROLEUCHTEN MIT HÖCHSTER ENTBLENDUNG DANK DER LINSENTECHNIK.

Erhältlich als Deckenleuchte, Pendelleuchte oder Stehleuchte. Die Oculus Leuchten ermöglichen ein angenehmes Arbeiten dank der direkt/indirekt Ausleuchtung.

LE LUCI PER UFFICIO DI ALTA QUALITÀ SONO PRIVE DI ABBAGLIAMENTO GRAZIE ALLA TECNOLOGIA DELLE LENTI.

Disponibile come plafoniera, lampada a sospensione o lampada da terra. Le luci Oculus ti permettono di lavorare comodamente grazie all'illuminazione diretta/indiretta.

LES LAMPES DE BUREAU DE HAUTE QUALITÉ NE SONT PAS ÉBLOUISSANTES GRÂCE À LA TECHNOLOGIE DES LENTILLES.

Elles sont disponibles sous forme de plafonnier, de suspension ou de lampadaire. Les lampes Oculus vous permettent de travailler confortablement grâce à un éclairage direct/indirect.



IQ LED S OCULUS.

SURFACE



OFFICE ANBAULEUCHTE OCULUS
Aluminium, Linsenoptik Entblendung,
UGR <9, LED weiss oder Silber,
Funktion: Dali dimmbar

PLAFONIERA OCULUS
ideale per ufficio, alluminio,
Lente retrocessa, UGR <9
LED bianco o argento,
funzione: dimmerabile dali

PLAFONNIER OCULUS
idéal pour les bureaux, aluminium,
Lentille inversée, UGR <9
LED blanc ou argent,
fonction: dali dimmable



IQL OCULUS SURFACE



IQL.OCW1.3.DAL	white	1450x53x78mm	35W	3000K	3100lm	IP20	DALI
IQL.OCW1.4.DAL	white	1450x53x78mm	35W	4000K	3100lm	IP20	DALI
IQL.OCS1.3.DAL	silver	1450x53x78mm	35W	3000K	3100lm	IP20	DALI
IQL.OCS1.4.DAL	silver	1450x53x78mm	35W	4000K	3100lm	IP20	DALI




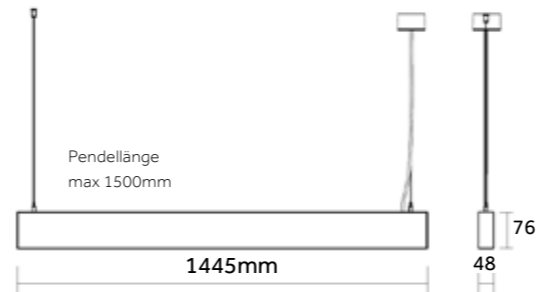
IQ LED S OCULUS.

PENDANT

OFFICE PENDELLEUCHTE OCULUS
Aluminium, Linsenoptik Entblendung
UGR <9, direkt/indirekt Beleuchtung,
LED, Funktion: Dali dimmbar

LAMPADA A SOSPENSIONE OCULUS
ideale per ufficio, alluminio, Lente retrocessa,
UGR <9, luce diretta/indiretta, LED
funzione: dimmerabile dali

LAMPE SUSPENDUE OCULUS
idéale pour le bureau, aluminium,
Lentille inversée, UGR <9,
lumière directe/indirecte, LED,
fonction: dali dimmable



UPLIGHT

IQL OCULUS PENDANT



IQL.OCW2.3.DAL	white	1445x48x76mm	70W	3000K	7150lm	IP20	DALI
IQL.OCW2.4.DAL	white	1445x48x76mm	70W	4000K	7150lm	IP20	DALI
IQL.OCS2.3.DAL	silver	1445x48x76mm	70W	3000K	7150lm	IP20	DALI
IQL.OCS2.4.DAL	silver	1445x48x76mm	70W	4000K	7150lm	IP20	DALI
IQL.OCB2.3.DAL	black	1445x48x76mm	70W	3000K	7150lm	IP20	DALI
IQL.OCB2.4.DAL	black	1445x48x76mm	70W	4000K	7150lm	IP20	DALI

OFFICE
Premium

IQLEDS OCULUS.

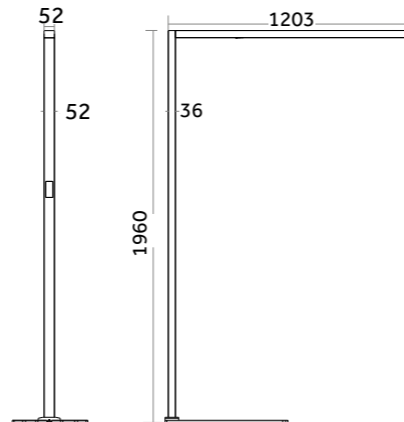
STAND



UPLIGHT



IQL
OCULUS STAND




OFFICE STEHLEUCHTE OCULUS
Aluminium, Linsenoptik Entblendung
UGR <9, direkt/indirekt Beleuchtung LED,
Funktion: dimmbar, Tageslichtsensor,
Bewegungsmelder, tunable white

LAMPADA DA TERRA OCULUS
alluminio, lente retrocessa, UGR <9,
luce diretta/indiretta LED,
funzione: dimmerabile, sensore
di luce diurna, rilevatore di movimento,
tunable white

Lampadaire OCULUS
aluminium, lentille inversée, UGR <9,
lumière directe/indirecte, LED
Fonction: gradable, capteur de lumière
du jour, détecteur de mouvement,
blanc réglable

IQL.OCW3.CCTSEN	white	1203x52x1960	80W	3000-6000K	9600lm	IP20	SEN / DIM / CCT
IQL.OCS3.CCTSEN	silver	1203x52x1960	80W	3000-6000K	9600lm	IP20	SEN / DIM / CCT
IQL.OCB3.CCTSEN	black	1203x52x1960	80W	3000-6000K	9600lm	IP20	SEN / DIM / CCT



iQLED S ULYSSE

OFFICE
Premium

UPLIGHT



ULYSSE 3

Ø350 mm x 82 mm




ULYSSE 6

Ø600 mm x 82 mm



Stangenabhängung
mit Baldachin
Sospensione a stelo
suspension tube



ULYSSE 4

Ø450 mm x 82 mm




ULYSSE 9

Ø900 mm x 82 mm



Seilabhängung
mit Baldachin
Sospensione a filo
suspension filaire



Sir Heian

LIGHT SYSTEMS

ULYSSE.

HOCHWERTIGE PROJEKTLEUCHTE MIT EINFACHER MONTAGEART.

Einsetzbar als Aufbauleuchte sowie als Pendelleuchte. Seilabhängung oder Stangenabhängung separat zu bestellen. Durch die feine mikroprismatische Abdeckung und das zusätzliche Indirektlicht ergibt sich eine angenehme Ausleuchtung und daher ideal für Büro, Laden, Schule usw.

LAMPADA DA PROGETTO DI ALTA QUALITÀ CON INSTALLAZIONE SEMPLICE.

Può essere utilizzata come lampada plafoniera o come lampada a sospensione. Sospensione a filo o a stelo da ordinare a parte. La sottile copertura microprismatica e la luce indiretta aggiuntiva garantiscono un'illuminazione piacevole e sono quindi ideali per uffici, negozi, scuole, ecc.

LAMPE DESIGN DE HAUTE QUALITÉ À L'INSTALLATION SIMPLE.

Peut être utilisée comme plafonnier ou comme lampe suspendue. La suspension encastrée ou sur pied doit être commandée séparément. Le fin couvercle microprismatique et la lumière indirecte supplémentaire procurent un éclairage agréable et sont donc idéaux pour les bureaux, les magasins, les écoles, etc.

IQLEDS ULYSSE 3.




UPLIGHT




ULYSSE 3

	(M) DIFFUSER E = Microprismatic O = opal	(C) COLOR B = black, W = white S = silver	OFFICE Premium					
			CE	LED CRI 85 220-240V	50000h 5 year warranty	3000K 4000K	18W	IP20
IQL.UY(M).3.(C).3.DA	E O	B S W	3000K	Ø350x82mm	18 W	1595lm	IP 20	DALI
IQL.UY(M).3.(C).3.ND	E O	B S W	3000K	Ø350x82mm	18 W	1595lm	IP 20	ON/OFF
IQL.UY(M).3.(C).3.DA.EM	E O	S W	3000K	Ø350x82mm	18 W	1595lm	IP 20	DALI / EM
IQL.UY(M).3.(C).4.DA	E O	B S W	4000K	Ø350x82mm	18 W	1776lm	IP 20	DALI
IQL.UY(M).3.(C).4.ND	E O	B S W	4000K	Ø350x82mm	18 W	1776lm	IP 20	ON/OFF
IQL.UY(M).3.(C).4.DA.EM	E O	S W	4000K	Ø350x82mm	18 W	1776lm	IP 20	DALI / EM

DECKENLEUCHE/ PENDELLEUCHE
Diffusor Mikroprisma oder opal,
Aluminium, direkt/indirekt strahlend,
LED, Funktion: ein/aus, dimmbar Dali,
Not, Zubehör: Seil- oder Stangen-
abhängung separat zu bestellen



LAMPADA DA PARETE/SOFFITTO
diffusore microprismatico o opale,
alluminio, luce diretta/indiretta, LED,
funzione: on/off, dimmabile dali,
emergenza, accessori: sospensione
filo/ tubo da ordinare a parte



ULYSSE 4

	(M) DIFFUSER E = Microprismatic O = opal	(C) COLOR B = black, W = white S = silver	OFFICE Premium					
			CE	LED CRI 85 220-240V	50000h 5 year warranty	3000K 4000K	18W	IP20
IQL.UY(M).4.(C).3.DA	E O	B S W	3000K	Ø450x82mm	30 W	2978lm	IP 20	DALI
IQL.UY(M).4.(C).3.ND	E O	B S W	3000K	Ø450x82mm	30 W	2978lm	IP 20	ON/OFF
IQL.UY(M).4.(C).3.DA.EM	E O	S W	3000K	Ø450x82mm	30 W	2978lm	IP 20	DALI / EM
IQL.UY(M).4.(C).4.DA	E O	B S W	4000K	Ø450x82mm	30 W	3490lm	IP 20	DALI
IQL.UY(M).4.(C).4.ND	E O	B S W	4000K	Ø450x82mm	30 W	3490lm	IP 20	ON/OFF
IQL.UY(M).5.(C).4.DA.EM	E O	S W	4000K	Ø450x82mm	30 W	3490lm	IP 20	DALI / EM

APPLIQUE/PLAFONNIER
diffuseur microprismatico ou opale,
aluminium, lumière directe/indirecte,
LED fonction: on/off, dali dimmable,
emergency, accessoires: suspension
filaire/tube à commander séparément

IQLEDS ULYSSE 4.



UPLIGHT

OFFICE
Premium

iQ LED S ULYSSE 6.



UPLIGHT 




ULYSSE 6

	(M) DIFFUSER E = Microprismatic O = opal	(C) COLOR B = black, W = white S = silver	CE	LED CRI 85 220-240V	50000h 5 year warranty	3000K 4000K	48W	IP20	UGR <18 Micro- prismatic		
IQL.UY(M).6.(C).3.DA	E O	B S W				3000K	Ø600x82mm	48 W	5329lm	IP 20	DALI
IQL.UY(M).6.(C).3.ND	E O	B S W				3000K	Ø600x82mm	48 W	5329lm	IP 20	ON/OFF
IQL.UY(M).6.(C).3.DA.EM	E O	S W				3000K	Ø600x82mm	48 W	5329lm	IP 20	DALI / EM
IQL.UY(M).6.(C).4.DA	E O	B S W				4000K	Ø600x82mm	48 W	5588lm	IP 20	DALI
IQL.UY(M).6.(C).4.ND	E O	B S W				4000K	Ø600x82mm	48 W	5588lm	IP 20	ON/OFF
IQL.UY(M).6.(C).4.DA.EM	E O	S W				4000K	Ø600x82mm	48 W	5588lm	IP 20	DALI / EM

DECKENLEUCHTE/ PENDELLEUCHTE
Diffusor Mikroprisma oder opal, Aluminium,
direkt/indirekt strahlend, LED, Funktion: ein/aus,
dimmbar Dali, Not, Zubehör: Seil- oder Stangen-
abhängung separat zu bestellen

LAMPADA DA PARETE/SOFFITTO
diffusore microprismatico o opale, alluminio,
luce diretta/indiretta, LED, funzione: on/off,
dimmberabile dali, emergenza, accessori:
sospensione filo/tubo da ordinare a parte

APPLIQUE/PLAFONNIER
diffuseur microprismatique ou opale,
aluminium, lumière directe/indirecte, LED
fonction: on/off, dali dimmable, secours
accessoires: suspension filaire/tube à
commander séparément



white
 silver
 black

 110°
 90°





DECKENLEUCHE/ PENDELLEUCHE
 Diffusor Mikroprisma oder opal
 Aluminium, direkt/indirekt strahlend,
 LED, Funktion: ein/aus, dimmbar Dali,
 Zubehör: Seil- oder Stangen-
 abhängung separat zu bestellen

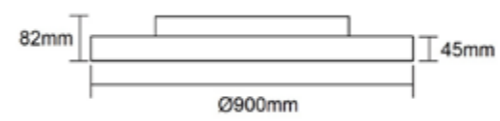


Sir Heian | Light systems

iqLED S ULYSSE 9.

LAMPADA DA PARETE/SOFFITTO
 diffusore microprismatico o opale,
 alluminio, luce diretta/indiretta, LED
 funzione: on/off, dimmabile dali,
 accessori: sospensione filo/tubo
 da ordinare a parte

APPLIQUE/PLAFONNIER
 diffuseur microprismatique ou opale,
 aluminium, lumière directe/indirecte, LED
 fonction: on/off, dimmable dali,
 accessoires: suspension filaire/tube à
 commander séparément



ULYSSE 9

(M) DIFFUSER
 E = Microprismatic
 O = opal

(C) COLOR
 B = black, W = white
 S = silver

<input type="checkbox"/> white	<input type="checkbox"/> 110°			
<input type="checkbox"/> silver	<input type="checkbox"/> 90°			
<input type="checkbox"/> black				

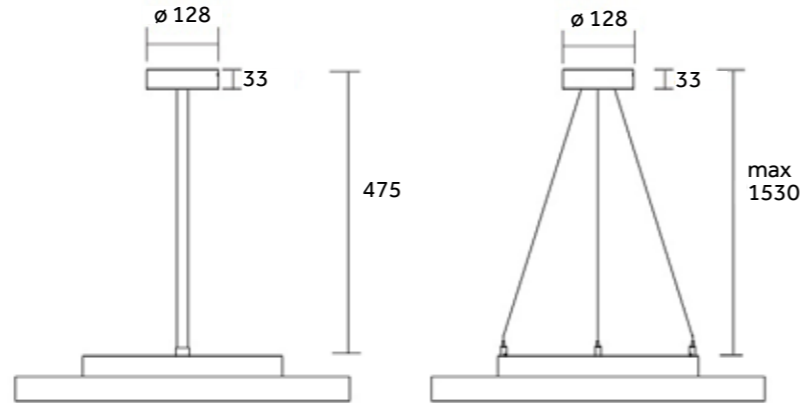

CE	LED CRI 85 220-240V	50000h 5 year warranty	3000K 4000K	80W	IP20		UGR <18 Micro-prismatic
-----------	----------------------------------	------------------------------	----------------	-----	-------------	--	--------------------------------------

	(M) DIFFUSER	(C) COLOR	CE	LED	50000h 5 year warranty	3000K 4000K	80W	IP20	UGR <18 Micro-prismatic
IQL.UY(M).9. (C).3.DA	E O	B S W	3000K	Ø900x82mm	80 W	9122lm	IP 20	DALI	
IQL.UY(M).9. (C).3.ND	E O	B S W	3000K	Ø900x82mm	80 W	9122lm	IP 20	ON/OFF	
IQL.UY(M).9. (C).4.DA	E O	B S W	4000K	Ø900x82mm	80 W	9350lm	IP 20	DALI	
IQL.UY(M).9. (C).4.DA	E O	B S W	4000K	Ø900x82mm	80 W	9350lm	IP 20	ON/OFF	

IQ LEDS ULYSSE PM/SC.

Stangenabhängung
mit Baldachin
Sospensione a stelo
suspension tube

Seilabhängung
mit Baldachin
Sospensione a filo
suspension filaire



(C) COLOR
B=black, W= white
S= silver



IQL.UYPD.PM.(C).DA	B S W	Stangenabhängung mit Baldachin Sospensione a stelo	L- 475mm	DALI
IQL.UYPD.SC.(C).DA	B S W	Seilabhängung mit Baldachin Sospensione a filo	L- 1500mm	DALI




IQLEDS

WANDLEUCHTEN.

LAMPADA DA PARETE.
APPLIQUE.

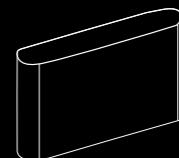
QUADRO

BxHxT: 120x100x97 mm



FLAT

BxHxT: 175x90x30.5 mm



Sir Heian

LIGHT SYSTEMS


**AKZENTE,
WO UND WIE
SIE MÖCHTEN.**

ACCENTI DOVE
E COME VUOI.

METTEZ L'ACCENT
OÙ ET COMME VOUS
LE SOUHAITEZ.



iQLED S QUADRO.



WANDLEUCHTE

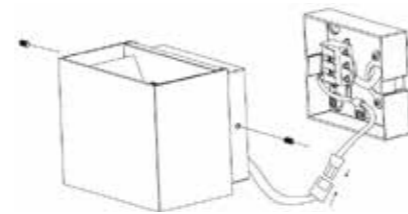
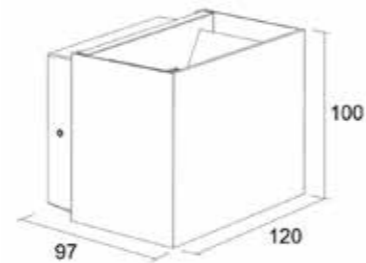
Aluminium, weiss oder schwarz
Abstrahlwinkel verstellbar: 2x 15°-120°
Funktion: ein/aus

LAMPADA DA PARETE

alluminio, bianco o nero
Angolo del fascio regolabile:
2x 15°-120°, Funzione: on/off

APPLIQUE

aluminium, blanc ou noir
Angle de rayonnement réglable:
2x 15°-120°, Fonction : on/off



QUADRO

CE	LED CRI 80 220-240V	50000h 3 year warranty	3000K	10W	IP65	15°-120° 15°-120°	on/off	white black
----	---------------------------	------------------------------	-------	-----	------	----------------------	--------	----------------

IQL.QUADRO.W	white	120x100x97	10W	3000K	900lm	IP 65	ON/OFF
IQL.QUADRO.B	black	120x100x97	10W	3000K	900lm	IP 65	ON/OFF

Sir Heian

LIGHT SYSTEMS

QUADRO.

AKZENTE, WO UND WIE SIE MÖCHTEN.


Die Wandleuchte QUADRO mit verstellbaren Abstrahlwinkeln 15°-120°. **Im Innen- und Aussenbereich montierbar.** Langlebigkeit im Aussenbereich, hohe Qualität und grösste Flexibilität. Durch ihr schmales Design und die vier separat verstellbaren Lamellen, können Sie die Leuchte genau so einstellen, wie Sie es wünschen.

ACCENTI DOVE E COME VUOI.

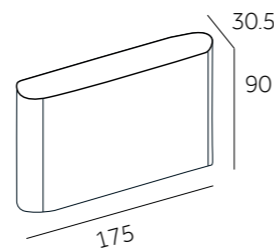
Lampada da parete QUADRO con angoli di emissione regolabili 15°-120°. **Può essere installata all'interno e all'esterno.** Alta qualità e massima flessibilità. Grazie al suo design sottile e alle quattro lamelle separatamente regolabili, è possibile impostare la lampada esattamente come desiderato.

METTEZ L'ACCENT OÙ ET COMME VOUS LE SOUHAITEZ.

Applique QUADRO avec angles de rayonnement réglables 15°-120°. **Peut être installée à l'intérieur et à l'extérieur.** Haute qualité et flexibilité maximale. Grâce à son design étroit et aux quatre lamelles réglables séparément, vous pouvez régler la lampe exactement comme vous le souhaitez.



iQLED S FLAT.



WANDLEUCHTE
Aluminium, weiss oder schwarz
Funktion: ein/aus, color switch
3000/4000/5700K

LAMPADA DA PARETE
alluminio, bianco o nero
Funzione: on/off, color switch
3000/4000/5700K

APPLIQUE
aluminium, blanc ou noir
Fonction: on/off, interrupteur de couleur
3000/4000/5700K



IQL FLAT



IQL.FLAT.W	white	175x90x30.5	10W	CCT 3/4/5700K	950/980/1060lm	IP 65	ON/OFF
IQL.FLAT.B	black	175x90x30.5	10W	CCT 3/4/5700K	950/980/1060lm	IP 65	ON/OFF

Sir Heian

LIGHT SYSTEMS

FLAT.

DIE WANDLEUCHTE FLAT PASST DANK FLACHEM DESIGN AN JEDE WAND.

Schlicht und elegant wirft sie durch die Wallwasher Optik einen angenehmen Lichtwurf nach oben und unten an die Wand. Dank der CCT switch Funktion können Sie die Lichtfarbe ändern. **Sie kann im Innen- und Aussenbereich eingesetzt werden.**

GRAZIE AL SUO DESIGN PIATTO, L'APPLIQUE FLAT SI ADATTA A QUALSIASI PARETE.

Semplice ed elegante, proietta una piacevole luce su e giù sulla parete, grazie all' ottica wallwasher. Grazie alla funzione CCT switch, puoi cambiare il colore della luce.

Può essere utilizzato all'interno e all'esterno.

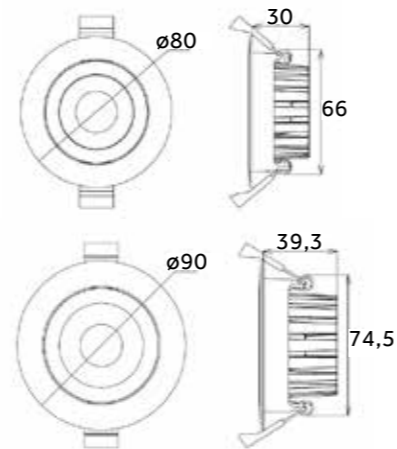
GRÂCE À SON DESIGN PLAT, L'APPLIQUE FLAT S'ADAPTE À TOUS LES MURS.

Simple et élégante, elle projette une lumière agréable vers le haut et le bas du mur, grâce à son optique lèche-mur. Grâce à la fonction interrupteur CCT, vous pouvez changer la couleur de la lumière.

Peut être utilisée à l'intérieur et à l'extérieur.



iqLEDS LUNA.



EINBAULEUCHTE
Aluminium,
DA: 68 / 75-80mm
Funktion: TRIAC dimmbar

FARETTO DA INCASSO
alluminio, DA: 68 / 75-80mm
Funzione: dimmerabile Triac

SPOT ENCASTRÉ
aluminium, DA: 68 / 75-80mm
fonction : TRIAC dimmable



IQL LUNA

CE	LED CRI 80 220-240V	40.000h 3 year warranty	3000K	5W/ 10W	IP65	60° 36°	TRIAC dim	white
----	---------------------------	-------------------------------	-------	------------	------	------------	-----------	-------

Model	Color	Size	Power	Beam Angle	Color Temp	Lumen	IP Rating	Function
IQL.101.201	white	Ø80 x ET30	5W	60°	3000K	475lm	IP 65	TRIAC DIM
IQL.101.202	white	Ø80 x ET31	5W	36°	3000K	475lm	IP 65	TRIAC DIM
QL.101.213	white	Ø90 x ET39	10W	36°	3000K	660lm	IP 65	TRIAC DIM
IQL.101.228	white	Ø90 x ET40	10W	60°	3000K	660lm	IP 65	TRIAC DIM

Sir Heian

LIGHT SYSTEMS

LUNA.

Die Luna Einbauleuchte von iqLEDS überzeugt mit hochwertiger Linsentechnik und einer wasserdichten Front. **Einfache Montage mit Steckverbindung zum Converter.**

Faretto da incasso Luna di iqLEDS convince grazie alla tecnologia delle lenti di alta qualità e al frontale impermeabile. **Montaggio semplice con connessione plug-in al convertitore.**

Le luminaire encastré Luna d'iqLEDS convainc par sa technique de lentilles de haute qualité et sa façade étanche. **Montage facile avec connexion enfichable au convertisseur.**



iqLED S LINO.



DECKENLEUCHTE

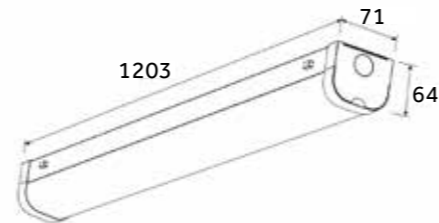
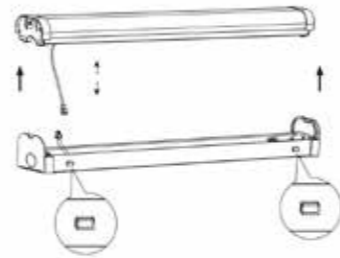
Opal Diffusor, Kunststoff/Eisen,
Funktion: ein/aus, color switch
Notlicht

LAMPADA DA SOFFITTO

diffusore opale, plastica, ferro,
funzione: on/off, color switch,
emergenza

PLAFONNIER

diffuseur opale, plastique, fer,
fonction: on/off, secours



IQL LINO



IQL.LINO.M	white	1203x71x64mm	40W	4400lm	3/4/5700K	IP 65	ON/OFF
IQL.LINO.M. NOT	white	1203x71x64mm	40W	4400lm	3/4/5700K	IP 65	EM

Sir Heian

LIGHT SYSTEMS

LINO.

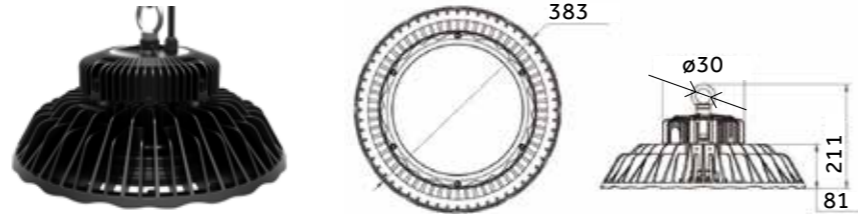
Die Balkenleuchte Lino ersetzt eine herkömmliche T8 Fassung und deckt deren vorherigen Montagebereich ab. Durchgangsverdrahtung integriert. Schlagfestes Gehäuse.

L'apparecchio a barra Lino sostituisce un portalampana T8 convenzionale e copre l'area di montaggio precedente. Cablaggio passante integrato. Corpo resistente agli urti.

Le luminaire sur poutre Lino remplace une douille T8 traditionnelle et couvre sa zone de montage précédente. Câblage traversant intégré. Boîtier résistant aux chocs.



iQLED S HICLOUD.



STRAHLER LED
Aluminium, Druckguss,
IK10, 170'000h
Funktion: ein/aus, Dali auf Anfrage


FARO LED
pressofusione alluminio,
IK10, 170'000h
Funzione: on/off, Dali su richiesta

PROJECTEUR LED
aluminium moulé sous pression,
IK10, 170'000h
Fonction: on/off, Dali sur demande

HICLOUD.
Zubehör: Sicherheitskette,
Halterung fix oder schwenkbar 45°

Accessori: catena di sicurezza,
staffa fissa o regolabile 45°

Accessoires: chaîne de sécurité,
support fixe ou pivotant 45°



IQL HICLOUD.

CE	LED CRI 80 220-240V	50000h 5 year warranty	IK10	5000K	100 W 150 W 200 W	IP65	120°	on/off	black
-----------	----------------------------------	------------------------------	------	-------	-------------------------	-------------	------	--------	-------

IQL	Color	Dimensions	Power	Lumen	Beam Angle	Temp	IP	Control
IQL.100.267	black	Ø383x182mm	100W	16000lm	120°	5000K	IP 65	ON/OFF
IQL.100.002	black	Ø383x182mm	150W	24000lm	120°	5000K	IP 65	ON/OFF
IQL.100.28	black	Ø383x182mm	200W	32000lm	120°	5000K	IP 65	ON/OFF

Sir Heian

LIGHT SYSTEMS

HICLOUD.

Der HiCloud LED Hallenstrahler besticht durch extreme Belastbarkeit, Effizienz und Langlebigkeit. Ideal für Lagerhallen, Industrie oder Sporthallen.

Il faro LED HiCloud convince per l'estrema robustezza, efficienza e durata. Ideale per magazzini, industria o palazzetti dello sport.

Le projecteur LED pour hall HiCloud se distingue par son extrême résistance, son efficacité et sa longévité. Idéal pour les entrepôts, l'industrie ou les salles de sport.

IQL	Color	Accessories	Dimensions
IQL.010.035	chrom	Sicherheitskette mit Karabiner catena di sicurezza chaîne de sécurité	L- 250mm
IQL.010.083	black	Halterung fix staffa fissa support fixe	220x55x155
IQL.010.085	black	Halterung schwenkbar 45° regolabile 45° pivotant 45°	220x55x155

Sir Heian

LIGHT SYSTEMS

**SCHLICHT
UND ELEGANT.**

SEMPLICE
ED ELEGANTE.

SOBRE ET ÉLÉGANT.


Die Angaben und Maße der Leuchten können sich mit jedem Update geringfügig ändern. Wir übernehmen keine Haftung für etwaige Abweichungen und empfehlen, die neuesten Spezifikationen vor dem Kauf zu überprüfen.

Alle Angaben ohne Gewähr. Irrtümer, Änderungen und Druckfehler vorbehalten. Für Richtigkeit und Vollständigkeit wird keine Haftung übernommen.

Le indicazioni e le dimensioni delle lampade possono variare leggermente con ogni aggiornamento. Decliniamo ogni responsabilità per eventuali discordanze e raccomandiamo di verificare le specifiche più recenti prima dell'acquisto. Tutte le informazioni senza garanzia. Errori, modifiche e errori di stampa sono riservati. Non si assume alcuna responsabilità per accuratezza e completezza.

Les indications et les dimensions des luminaires peuvent légèrement varier à chaque mise à jour. Nous déclinons toute responsabilité pour d'éventuelles divergences et recommandons de vérifier les spécifications les plus récentes avant l'achat. Toutes les informations sans garantie. Erreurs, modifications et erreurs d'impression réservées. Aucune responsabilité n'est assumée pour l'exactitude et l'exhaustivité.





Sir Heian AG
Alte Steinhauserstrasse 29
CH-6330 Cham

041 748 50 10
info@sir-heian.ch
www.sir-heian.ch