

LIGHTING COLLECTION 2023

A story of glass
and light.


C. CANGINI & TUCCI®

LIGHTING COLLECTION 2023

**A story of glass
and light.**

 . CANGINI & TUCCI®

NOTE LEGALI

Il presente catalogo contiene le rappresentazioni grafiche e i disegni di prodotti e/o di opere che sono protetti ai sensi delle norme nazionali e sovranazionali in tema di proprietà intellettuale e industriale.

© Tutti i diritti sono riservati.

Le rappresentazioni grafiche e i disegni di questi prodotti e/o opere non possono essere oggetto di utilizzo, di riproduzione, di comunicazione, di diffusione e/o di trasmissione in qualsiasi forma, in qualsiasi modo e/o con qualsiasi mezzo elettronico, meccanico o altro, nessuno escluso, senza l'autorizzazione espressa del proprietario dei diritti.

Alcuni dei prodotti e/o delle opere presentati in questo catalogo sono depositati come modelli industriali, disegni industriali e/o come marchi. Ogni violazione sarà perseguita con ogni mezzo messo a disposizione dall'ordinamento giuridico italiano e internazionale.

LEGAL DISCLAIMER

This catalogue contains visual representations and drawings of products and/or works that are protected under national and international intellectual and industrial property law.

© All rights reserved.

The visual representations and drawings of these products and/or works are not to be utilised, reproduced, communicated, disseminated and/or transmitted in any form whatsoever, by any means – be it electronic, mechanical or otherwise – without the express authorisation of the owner of the rights.

Some of the products and/or works presented in this catalogue are registered as industrial models, industrial designs and/or trademarks. Any violation will be prosecuted by any means made available by the Italian and international legal system.

RECHTLICHE HINWEISE

Die vorliegende Katalog enthält die grafischen Darstellungen und Zeichnungen der Produkte und/oder Werke, die durch nationale und übernationale Gesetze zum geistigen und gewerblichen Eigentum geschützt sind.

© Alle Rechte vorbehalten.

Die grafischen Darstellungen und Zeichnungen dieser Produkte und/oder Werke dürfen nicht verwendet, reproduziert, übermittelt, verbreitet und/oder in irgendeiner Form, auf keine Weise und/oder auf elektronische, mechanische oder andere Weise übertragen werden, ohne ausdrückliche Genehmigung des Rechteinhabers.

Einige der Produkte und/oder Werke, die in dieser Katalog präsentiert werden, sind als gewerbliche Muster, gewerbliche Zeichnungen und/oder als Marken eingetragen.

Jeder Verstoß wird mit allen Mitteln verfolgt, die vom italienischen und internationalen Rechtssystem zur Verfügung gestellt werden.

INDICE INDEX



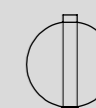
AERON®
95



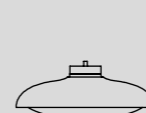
AUF®
149



ECLISSE®
121



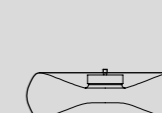
ECLISSE MAX®
113



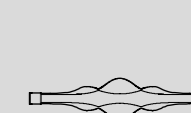
FIJI®®
141



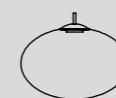
FLUTE®
105



FOLD®
131



FREQUENCY®
21



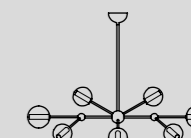
GEO®
87



LACRIMA®
183



LA STILLA®
65




MIREA®
163



PARIGI®
191



PIT®
73



SCARLETT®
175



TAO®
157



VEGETAL®
53



ZOE®
35



ZOE® MAX
45



ZOE VGM®
201



Cangini e Tucci, qualche dato.

Cangini e Tucci è un'azienda familiare con sede a Cesena, in Emilia Romagna.

Anno di fondazione: 1961

Brevetti depositati: 12

Sede: Via Archimede 36, 47521 - Cesena (FC)

Showroom: Pacini & Cappellini - Via Albricci 7, 20122 - Milano (MI)

Cangini and Tucci, some facts.

Cangini and Tucci is a family business based in Cesena, Emilia Romagna.

Year founded: 1961

Patents: 12

Headquarters: Via Archimede 36, 47521 - Cesena (FC)

Showroom: Pacini & Cappellini - Via Albricci 7, 20122 - Milan (MI)

Cangini e Tucci, einige daten.

Cangini e Tucci ist ein Familienunternehmen mit Sitz in Cesena, Emilia Romagna.

Jahr der Gründung: 1961

Angemeldete Patente: 12

Hauptsitz: Via Archimede 36, 47521 - Cesena (FC)

Ausstellungsraum: Pacini & Cappellini - Via Albricci 7, 20122 - Mailand (MI)



RICONOSCIMENTI

AWARDS / AUSZEICHNUNGEN



FREQUENCY^{©©}

— **WINNER** —
DESIGN PLUS
 powered by: **light+building**
Best of award 2022

**CANGINI E TUCCI FREQUENCY,
 DESIGNED BY MARCANTONIO,
 WINS THE "BEST OF" AWARD 2022**

A HIGHLY QUALIFIED JURY OF EXPERTS EVALUATES:

- **Design:** design quality, choice of material, operability (universal design)
- **Ecology:** energy efficiency, sustainability (use of resources), durability
- **Technology:** innovation, functionality, technical quality and integrability



**PREMIO Licht+Concept
 MIGLIOR FORNITORE
 DELL'ANNO** *Licht+Concept AWARD
 BEST SUPPLIER
 OF THE YEAR*



lieferant
 des jahres
2022

**CANGINI
 & TUCCI**

QUALITÀ MADE IN ITALY

QUALITY MADE IN ITALY / QUALITÄT MADE IN ITALY

TUTTI I NOSTRI PRODOTTI SONO ACCOMPAGNATI DA UN CERTIFICATO DI GARANZIA CHE NE ATTESTA L'ORIGINALITÀ, LA MANIFATTURA ITALIANA E LA QUALITÀ. I NOSTRI PRODOTTI SONO FRUTTO DELLA PIÙ PURA PRODUZIONE ARTIGIANALE E, DI CONSEGUENZA, ALCUNE IMPERFEZIONI DEL CRISTALLO, DEL COLORE, DEL CAMBIO DI TONALITÀ NON VENGONO CONSIDERATE DIFETTI MA PREGI, CHE NE GARANTISCONO L'AUTENTICITÀ RENDENDO IL PEZZO UNICO.

ALL OUR PRODUCTS ARE PROVIDED OF A WARRANTY CERTIFICATE THAT AUTHENTICATES THEIR ORIGINALITY, ITALIAN MANUFACTURING AND QUALITY OF THE PRODUCT. WE GUARANTEE THAT OUR PRODUCTS ARE THE RESULT OF THE PUREST HANDMADE PRODUCTION, AND FOR THIS REASON ANY IMPERFECTIONS IN THE CRYSTAL OR COLOUR (OR CHANGES OF TONALITY) ARE NOT DEFECTIVE. EACH HAS PARTICULAR FEATURES THAT GUARANTEE THEIR AUTHENTICITY AND OFFER OUR ESTEEMED CUSTOMERS A OPPORTUNITY TO OWN A UNIQUE PRODUCT TO TREASURE.

ALLE UNSERE PRODUKTE WERDEN VON EINER GARANTIE BEGLEITET, DIE DEREN ORIGINALITÄT, DIE ITALIENISCHE HANDARBEIT UND DIE QUALITÄT BESCHENIGEN. UNSERE PRODUKTE SIND DAS ERGEBNIS REINSTER HANDWERKLICHER PRODUKTION UND FOLGLICH SIND EINIGE UNVOLLKOMMENHEITEN DES KRISTALLS, DER FARBE, DER NUANCENÄNDERUNG NICHT ALS FEHLER, SONDERN ALS WERT ZU ERACHTEN, DER DIE AUTHENTIZITÄT DES PRODUKTS GEWÄHRLEISTET UND ES EINZIGARTIG MACHT.



LINEE DI LUCE

LINES OF LIGHT / LICHTLINIEN

“SEGNI E LINEE PRENDONO
FORMA TRA FUOCO E MATERIA.
LA LUCE SI DESCRIVE
NELL’IRREGOLARITÀ DEL VETRO
CREANDO TENUI OMBRE ED
ESALTANDO TUTTA LA SAPIENZA
DI GESTI ANTICHI, DOVE
L’UNICITÀ DELLA FORMA SI
SPOSA COL DESIGN.
QUESTO È IL NOSTRO MODO DI
INTERPRETARE E RENDERE VIVA
LA LUCE”.

“SIGNS AND LINES TAKE SHAPE
FROM FIRE AND RAW MATERIALS.
THE LIGHT IS DESCRIBED IN THE IRREGULARITY
OF THE GLASS CREATING SOFT SHADOWS
AND ENHANCING ALL THE WISDOM OF ANCIENT
GESTURES, WHERE THE UNIQUENESS
OF THE FORM IS COMBINED WITH DESIGN.
THIS IS OUR INTERPRETATION OF BRINGING
LIGHT TO LIFE”.

“ZEICHEN UND LINIEN NEHMEN ZWISCHEN FEUER
UND MATERIE FORM AN. DAS LICHT BRICHT SICH
IN DER UNREGELMÄSSIGKEIT DES GLASES, ERZEUGT
ZARTE SCHATTEN UND HEBT DIE WEISHEIT ANTIKER
GESTEN HERVOR, WOBEI DIE EINZIGARTIGKEIT
DER FORM MIT DEM DESIGN KOMBINIERT WIRD.
DIES IST UNSERE ART, LICHT ZU INTERPRETIEREN
UND ZUM LEBEN ZU ERWECKEN”.



METALLIZ- ZAZIONE

METALLIZATION / METALLISIERUNG

IL PROCESSO DI METALLIZZAZIONE VIENE ESEGUITO CON METODO ARTIGIANALE. PICCOLE IMPERFEZIONI PIÙ O MENO EVIDENTI SONO INEVITABILI E NE ATTESTANO, VALORIZZANDOLA L'ESECUZIONE MANUALE DELLA STESSA. NON PREVEDENDO L'UTILIZZO DI CODICI RAL, IL PROCESSO PUÒ DARE LUOGO A DIFFERENTI TONALITÀ DI COLORE CHE POSSONO CAMBIARE DA UNA FASE DI LAVORAZIONE ALL'ALTRA A DISTANZA DI TEMPO.

L'AZIENDA RISERVA E GARANTISCE UN ATTENTO CONTROLLO DI QUALITÀ.

DIAMO VITA ALLA TUA IMMAGINA- ZIONE

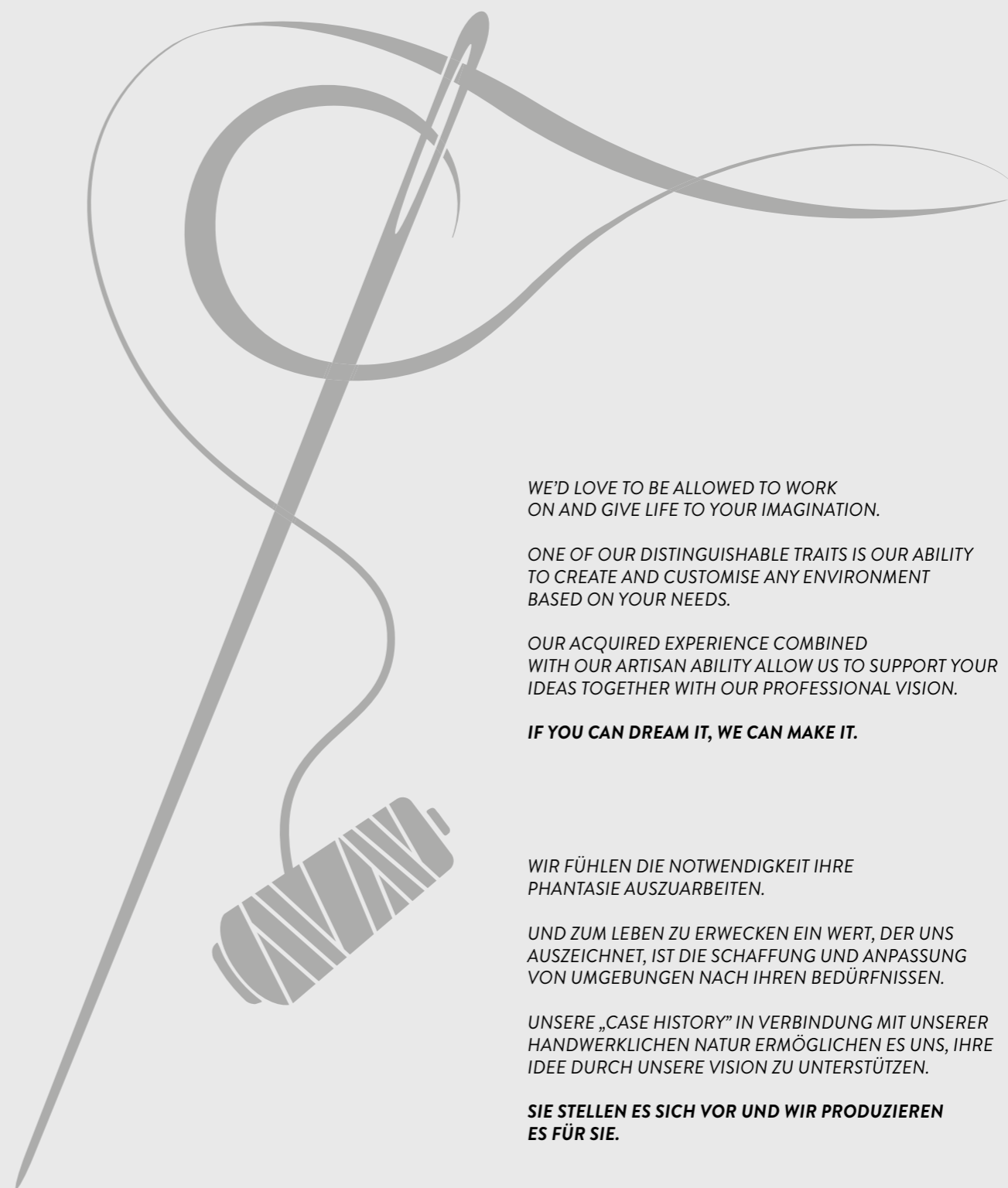
**LET'S GIVE LIFE TO YOUR IMAGINATION
WIR ERWECKEN IHRE FANTASIE ZUM LEBEN**

SENTIAMO LA NECESSITÀ
DI ELABORARE E DARE VITA
ALLA VOSTRA IMMAGINAZIONE.

UN VALORE CHE CI CONTRADDISTINGUE
È LA REALIZZAZIONE E
PERSONALIZZAZIONE DEGLI AMBIENTI
IN BASE ALLE VOSTRE ESIGENZE.

LE NOSTRE "CASE HISTORY" UNITE
ALLA NOSTRA NATURA ARTIGIANA
CI PERMETTONO DI SUPPORTARE
LA VOSTRA IDEA ATTRAVERSO
LA NOSTRA VISIONE.

**SE VOI RIUSCITE AD IMMAGINARLO
NOI POSSIAMO PRODURLO.**



*WE'D LOVE TO BE ALLOWED TO WORK
ON AND GIVE LIFE TO YOUR IMAGINATION.*

*ONE OF OUR DISTINGUISHABLE TRAITS IS OUR ABILITY
TO CREATE AND CUSTOMISE ANY ENVIRONMENT
BASED ON YOUR NEEDS.*

*OUR ACQUIRED EXPERIENCE COMBINED
WITH OUR ARTISAN ABILITY ALLOW US TO SUPPORT YOUR
IDEAS TOGETHER WITH OUR PROFESSIONAL VISION.*

IF YOU CAN DREAM IT, WE CAN MAKE IT.

*WIR FÜHLEN DIE NOTWENDIGKEIT IHRE
PHANTASIE AUSZUARBEITEN.*

*UND ZUM LEBEN ZU ERWECKEN EIN WERT, DER UNS
AUSZEICHNET, IST DIE SCHAFFUNG UND ANPASSUNG
VON UMGEBUNGEN NACH IHREN BEDÜRFNISSEN.*

*UNSERE „CASE HISTORY“ IN VERBINDUNG MIT UNSERER
HANDWERKLICHEN NATUR ERMÖGLICHEN ES UNS, IHRE
IDEE DURCH UNSERE VISION ZU UNTERSTÜTZEN.*

**SIE STELLEN ES SICH VOR UND WIR PRODUZIEREN
ES FÜR SIE.**

OWN THE LIGHT

OWN THE LIGHT, SMART LIGHT AND SYSTEM

È IL SISTEMA PENSATO DA CANGINI E TUCCI PER RENDERE UNICA E PERSONALE LA PROPRIA ESPERIENZA LUMINOSA.

TALE SISTEMA CONSENTE DI RENDERE LA LUCE VIVA GRAZIE AD UN SISTEMA DI DIMMERAZIONE GESTIBILE DA UNA APP UTILIZZABILE SU QUALSIASI DISPOSITIVO SMART.

GRAZIE ALL'UTILIZZO DI TALE TECNOLOGIA SARÀ POSSIBILE GESTIRE L'INTENSITÀ LUMINOSA, COSÌ DA POTER CREARE SEMPRE L'ATMOSFERA GIUSTA.

OWN THE LIGHT È ANCHE TECNOLOGIA MECCANICA.

GRAZIE AD UN SISTEMA "UP&DOWN" SIA NELLA STANZA CHE SOPRA AD UN TAVOLO SARÀ POSSIBILE REGOLARE LA DISTANZA CON UN SEMPLICE MOVIMENTO, CHE CONSENTE DI ALZARE O ABBASSARE LA LAMPADA. AL RESTO PENSERÀ IL SOFISTICATO SISTEMA DI RIAVVOLGIMENTO INTERNO, CHE PERMETTERÀ ALLA LAMPADA DI RIMANERE SEMPRE STABILE.

CASAMBI

OWN THE LIGHT, SMART LIGHT AND SYSTEM

DESIGNED BY CANGINI AND TUCCI FOR A UNIQUE AND PERSONAL LIGHT EXPERIENCE.

THIS SYSTEM MAKES IT POSSIBLE TO MAKE THE LIGHT COME ALIVE THANKS TO A DIMMING SYSTEM CONTROLLABLE BY AN APP THAT CAN BE USED ON ANY SMART DEVICE. THANKS TO THE USE OF THIS TECHNOLOGY IT WILL BE POSSIBLE TO MANAGE THE LIGHT INTENSITY, SO THAT IS ALWAYS ABLE TO CREATE THE DESIRED ATMOSPHERE.

OWN THE LIGHT IS MECHANICAL TECHNOLOGY AS WELL. THANKS TO AN "UP & DOWN" SYSTEM BOTH IN A ROOM OR ON A TABLE IT WILL BE POSSIBLE TO ADJUST THE DISTANCE WITH A SIMPLE MOVEMENT, WHICH ALLOWS YOU TO RAISE OR LOWER THE LAMP. THE SOPHISTICATED INTERNAL REWINDING SYSTEM WILL TAKE CARE OF THE REST. THIS WILL ALLOW THE LAMP TO ALWAYS REMAIN STABLE.

OWN THE LIGHT, SMART LIGHT AND SYSTEM

IST DAS SYSTEM, DAS VON CANGINI UND TUCCI ENTWICKELT WURDE, UM IHR BELEUCHTUNGSERLEBNIS EINZIGARTIG UND PERSÖNLICH ZU GESTALTEN.


MIT UNSEREM SYSTEM WIRD DAS LICHT GEDIMMT UND ÜBER EINE APP GESTEUERT, DIE AUF JEDEM BELIEBIGEN GERÄT VERWENDET WERDEN KANN. DADURCH WIRD ES MÖGLICH SEIN, DAS LICHT IN DER LICHTINTENSITÄT ZU STEUERN, SO DASS SIE IMMER DIE RICHTIGE ATMOSPHÄRE SCHAFFEN KÖNNEN.

OWN THE LIGHT IST AUCH MECHANISCHE TECHNOLOGIE. DANK EINES "UP&DOWN"-SYSTEMS SOWOHL IM RAUM ALS AUCH ÜBER EINEM TISCH WIRD ES MÖGLICH SEIN, DEN ABSTAND MIT EINER EINFACHEN BEWEGUNG DURCH HEBEN UND SENKEN DER LAMPE EINZUSTELLEN. UM DEN REST KÜMMERT SICH DAS AUSGEKLÜGELTE INTERNE RÜCKSPULSYSTEM. DADURCH KANN DIE LAMPE JEDERZEIT STABIL BLEIBEN.



10%

100%



FREQUENCY[©]

DESIGN:  MARCANTONIO



LAMPADA FREQUENCY

Design by Marcantonio

FREQUENCY È UNA LAMPADA LINEARE A LED REALIZZATA IN VETRO SOFFIATO E DISEGNATA DA MARCANTONIO. FREQUENCY ESISTE IN DUE VERSIONI, ENTRAMBE A SOSPENSIONE. LA PRIMA PUÒ ESSERE INSTALLATA IN ORIZZONTALE, SOPRA UN TAVOLO DA PRANZO, SOPRA UN BANCO RECEPTION O UNA SCRIVANIA IN UFFICIO. LA SECONDA VIENE INSTALLATA IN VERTICALE E FUNZIONA COME UNA PIANTANA, MA SENZA ALCUN INGOMBRO A TERRA, DAL MOMENTO CHE NON HA UNA BASE. FREQUENCY, COME TUTTE LE LAMPADE DI CANGINI E TUCCI È STATA INTERAMENTE REALIZZATA A MANO IN ITALIA.

“FREQUENCY NASCE DALLA VOLONTÀ DI ESALTARE L'ESSENZA DELLA LUCE, HO IMMAGINATO UN FASCIO LUMINOSO CHE VIAGGIVA NELLO SPAZIO. VOLEVO CHE LA FORMA DEL VETRO RACCONTASSE IL MOVIMENTO E L'INTENSITÀ DELL'ENERGIA SPRIGIONATA DA QUESTO RAGGIO. ATTRAVERSO UN SAPIENTE CONTROLLO DEL VETRO, GRAZIE ALL'ESPERIENZA DI CANGINI E TUCCI, SIAMO RIUSCITI A CREARE UN OGGETTO SCULTOREO DAL CARATTERE DEFINITO MA AL CONTEMPO FLUIDO E LEGGERO, UN OGGETTO IN CUI LE FORME SEMBRANO COMPENETRARSI, IN CUI I VOLUMI SCIVOLANO GLI UNI DENTRO AGLI ALTRI COME IN UN'ONDA DI ENERGIA VIVA E ATTIVA. FREQUENCY È UNA LAMPADA CONTEMPORANEA CHE CELEBRA L'ARTE DEL VETRO LAVORATO A MANO COME SOLO UNA SCULTURA PUÒ FARE”. MARCANTONIO



FREQUENCY IS A LINEAR LED LAMP MADE OF BLOWN GLASS AND DESIGNED BY MARCANTONIO. FREQUENCY EXISTS IN TWO VERSIONS, BOTH HANGING. THE FIRST CAN BE INSTALLED HORIZONTALLY, OVER A DINING TABLE, ABOVE A RECEPTION DESK OR A DESK IN AN OFFICE. THE SECOND IS INSTALLED VERTICALLY AND WORKS LIKE A FLOOR LAMP, BUT WITHOUT ANY OBSTACLE ON THE GROUND, SINCE IT DOES NOT HAVE A BASE. FREQUENCY, LIKE ALL CANGINI AND TUCCI LAMPS, IS ENTIRELY HANDMADE IN ITALY.

“FREQUENCY WAS BORN FROM THE DESIRE TO ENHANCE THE ESSENCE OF LIGHT. I IMAGINED A BEAM OF LIGHT THAT TRAVELED THROUGH SPACE. I WANTED THE SHAPE OF THE GLASS TO TELL THE MOVEMENT AND INTENSITY OF THE ENERGY RELEASED BY THIS BEAM. THROUGH A SKILFUL CONTROL OF THE GLASS, THANKS TO THE EXPERIENCE OF CANGINI AND TUCCI, WE MANAGED TO CREATE A SCULPTURAL OBJECT WITH A DEFINITE CHARACTER BUT AT THE SAME TIME FLUID AND LIGHT, AN OBJECT IN WHICH THE SHAPES SEEM TO INTERPENETRATE, IN WHICH THE VOLUMES SLIDE INTO EACH OTHER AS IN A WAVE OF LIVING AND ACTIVE ENERGY. FREQUENCY IS A CONTEMPORARY LAMP THAT CELEBRATES THE ART OF HANDMADE GLASS AS ONLY A SCULPTURE CAN DO”. MARCANTONIO





1x 1553.OR.2
Glass: transparent
Structure: satin gold

1x GIG1553.OR.2
Glass: transparent
Structure: satin gold





MINI1553.VE
Glass: transparent
Structure: satin black nickel



AP1551
Glass: transparent
Structure: satin gold



GIG1553.OR.2
 Glass: transparent
 Structure: satin gold



1555.VE
 Glass: bicoloured shiny-tobacco
 Structure: satin gold



1553.VE
 Glass: transparent
 Structure: satin black nickel



GIG1553.OR.2
 Glass: bicoloured shiny-tobacco
 Structure: satin gold

FINITURA METALLICA DISPONIBILE: cromo, oro satinato, nichel nero satinato

METAL STRUCTURE AVAILABLE: chrome, satin gold, satin black nickel

- CAVO ELETTRICO COASSIALE A BASSA TENSIONE TRASPARENTE
COAXIAL LOW VOLTAGE ELECTRIC CABLE IN TRANSPARENT

- STRUTTURA IN OTTONE GALVANIZZATO
STRUCTURE IN GALVANIZED BRASS

- DRIVER INCLUSO
DRIVER INCLUDED

- LED SOSTITUIBILE DA DITTA PRODUTTRICE
LED IS REPLACEABLE BY THE MANUFACTURER

LED DISPONIBILE PER LA LINEA FREQUENCY[®] SOSPENSIONE L128 cm / LED AVAILABLE FOR FREQUENCY[®] SUSPENSION L128 cm:

LED 21,6 W DIMM - 3245 Lm - 150,2 Lm/W - 1080 mA - CRI 95 - 20V - 2700°K or 3000°K

I LUMEN INDICATI CORRISPONDONO ALL'INTENSITÀ LUMINOSA ALL'ORIGINE DELLA BACCHETTA LED

LUMEN INDICATED CORRESPONDS TO THE LUMINOUS INTENSITY AT THE ORIGIN OF THE LED LIGHT BAR

LED 21,6 W DIMM - 1350 Lm - 62,5 Lm/W - 1080mA - CRI 95 - 20V - 2700°K or 3000°K

LUMEN ALL'INTENSITÀ LUMINOSA CON VETRO TRASPARENTE

LUMEN LUMINOUS INTENSITY WITH TRANSPARENT GLASS

LED DISPONIBILE PER LA LINEA FREQUENCY[®] SOSPENSIONE L150 cm / LED AVAILABLE FOR FREQUENCY[®] SUSPENSION L150 cm:

LED 24,48 W DIMM - 3677 Lm - 150,2 Lm/W - 1080 mA - CRI 95 - 20V - 2700°K or 3000°K

I LUMEN INDICATI CORRISPONDONO ALL'INTENSITÀ LUMINOSA ALL'ORIGINE DELLA BACCHETTA LED

LUMEN INDICATED CORRESPONDS TO THE LUMINOUS INTENSITY AT THE ORIGIN OF THE LED LIGHT BAR

LED 24,48 W DIMM - 2400-2600 Lm - 100-105 Lm/W - 1080mA - CRI 95 - 20V - 2700°K or 3000°K

LUMEN ALL'INTENSITÀ LUMINOSA CON VETRO TRASPARENTE

LUMEN LUMINOUS INTENSITY WITH TRANSPARENT GLASS

LED DISPONIBILE PER LA LINEA FREQUENCY[®] L63 cm / LED AVAILABLE FOR FREQUENCY[®] L63 cm:

LED 10,8 W DIMM - 1622 Lm - 150,2 Lm/W - 540 mA - CRI 95 - 20V - 2700°K or 3000°K

I LUMEN INDICATI CORRISPONDONO ALL'INTENSITÀ LUMINOSA ALL'ORIGINE DELLA BACCHETTA LED

LUMEN INDICATED CORRESPONDS TO THE LUMINOUS INTENSITY AT THE ORIGIN OF THE LED LIGHT BAR

LED 10,8 W DIMM - 675 Lm - 62,5 Lm/W - 540mA - CRI 95 - 20V - 2700°K or 3000°K

LUMEN ALL'INTENSITÀ LUMINOSA CON VETRO TRASPARENTE

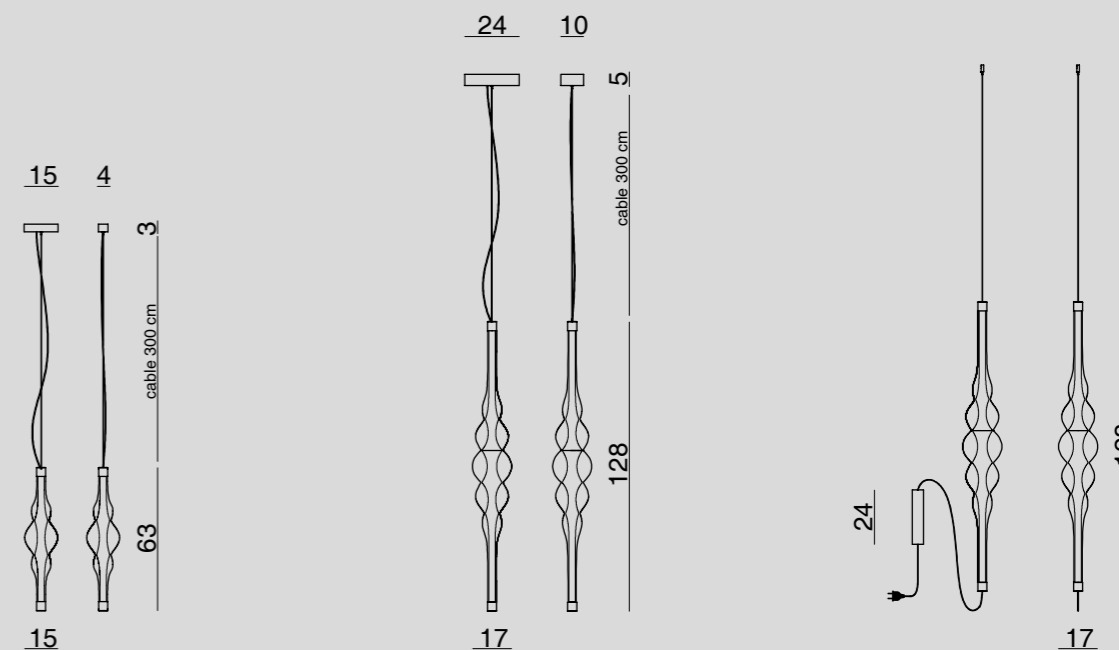
LUMEN LUMINOUS INTENSITY WITH TRANSPARENT GLASS

**A RICHIESTA:
ON DEMAND:**

CON COMPONENTI UL
WITH UL COMPONENTS

DIMMERABILE: SÌ
(vedi info listino)

DIMMABLE: YES
(see price list info)



MINI1553.VE

SOSPENSIONE / HANGING LAMP

L15 - P15 - H63 cm - cavo/cable 300 cm

LED 10,8 W DIMM - 1622 Lm - 150,2 Lm/W
540 mA - CRI 95 - 20V - 2700°K or 3000°K

CE IP20 Δ 1m

1553.VE

SOSPENSIONE / HANGING LAMP

L17 - P17 - H128 cm - cavo/cable 300 cm

LED 21,6 W DIMM - 3245 Lm - 150,2 Lm/W
1080 mA - CRI 95 - 20V - 2700°K or 3000°K

CE IP20 Δ 1m

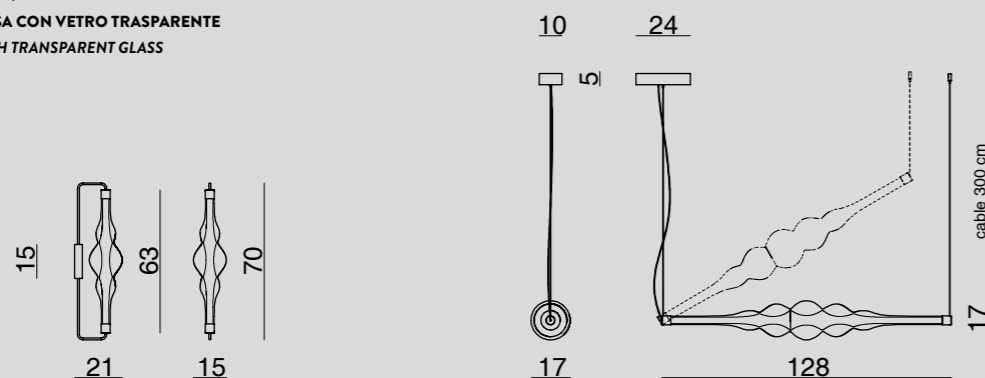
1555.VE con spina shuko / with shuko plug

SOSPENSIONE / HANGING LAMP

L17 - P17 - H128 cm - cavo/cable 200 cm

LED 21,6 W DIMM - 3245 Lm - 150,2 Lm/W
1080 mA - CRI 95 - 20V - 2700°K or 3000°K

CE IP20 Δ 1m



AP1551

APPLIQUE / WALL LAMP

L15 - P21 - H70 cm

LLED 10,8 W DIMM - 1622 Lm - 150,2 Lm/W
540 mA - CRI 95 - 20V - 2700°K or 3000°K

CE IP20 Δ 1m

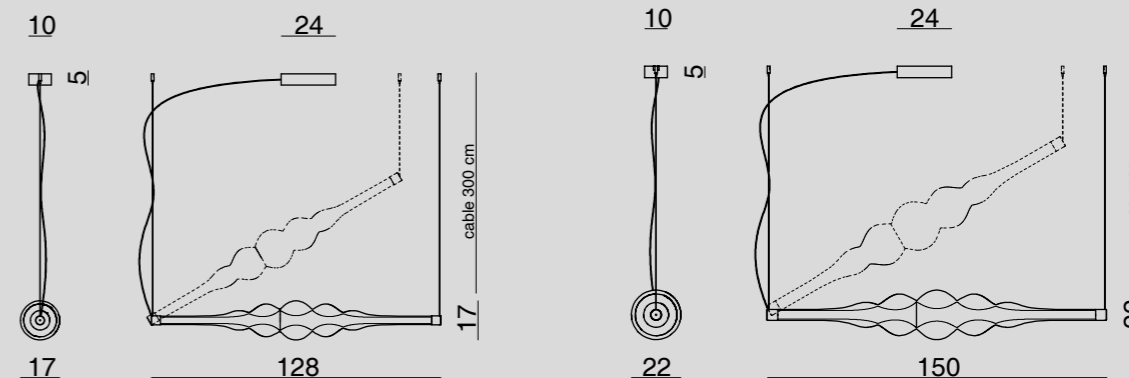
1553.OR.1

SOSPENSIONE / HANGING LAMP

L128 - P17 - H17 cm - cavo/cable 300 cm

LED 21,6 W DIMM - 3245 Lm - 150,2 Lm/W
1080 mA - CRI 95 - 20V - 2700°K or 3000°K

CE IP20 Δ 1m



1553.OR.2

SOSPENSIONE / HANGING LAMP

L128 - P17 - H17 cm - cavo/cable 300 cm

LED 21,6 W DIMM - 3245 Lm - 150,2 Lm/W
1080 mA - CRI 95 - 20V - 2700°K or 3000°K

CE IP20 Δ 1m

GIG1553.OR.2.

SOSPENSIONE / HANGING LAMP

L150 - P22 - H22 cm - cavo/cable 300 cm

LED 24,48 W DIMM - 3677 Lm - 150,2 Lm/W
1080 mA - CRI 95 - 20V - 2700°K or 3000°K

CE IP20 Δ 1m

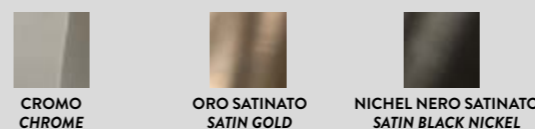
COLORI VETRO DISPONIBILI / AVAILABLE GLASS COLOURS



01 - TRASPARENTE
TRANSPARENT

bicolore IRIDE-TABACCO
bicolored SHINY-TABACCO

FINITURA METALLICA DISPONIBILE / METAL FINISH AVAILABLE



CROMO
CHROME

ORO SATINATO
SATIN GOLD

NICHEL NERO SATINATO
SATIN BLACK NICKEL



ZOE[®]



1303
GIG1303
XXL1303
Glass: black, bronze, gold, steel



GIG1307.120.3L
Glass: fume (08)
Track: matt black



XXL1303.1L
Glass: gold



LUGIG1303
Glass: bronze
Shade: black/gold

LUXXL1303
Glass: gold
Shade: white/silver

PARALUMI CINETTE DISPONIBILI PER LA LINEA ZOE
CINETTE LAMP SHADES AVAILABLE FOR ZOE

CI - BIANCO / ARGENTO
CI - WHITE / SILVER



CI - BIANCO / ORO
CI - WHITE / GOLD



CI - NERO / ARGENTO
CI - BLACK / SILVER



CI - NERO / ORO
CI - BLACK / GOLD





1309MX.3L
 Glass: gold, petroleum, bronze
 Plate: matt white



8x **XXL1303**
 Glass: amber (05)

8x **GIG1303**
 Glass: green (06)

1x **MAX1303**
 Glass: fume (08)

FINITURA METALLICA DISPONIBILE: cromo, cromo spazzolato, bianco opaco, nero opaco
METAL STRUCTURE AVAILABLE: chrome, brushed chrome, matt white, matt black


- CAVO ELETTRICO TRASPARENTE, A RICHIESTA: TESSILE NERO
 TRANSPARENT ELECTRIC CABLE, ON DEMAND: BLACK TEXTILE

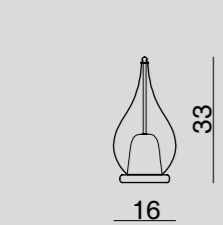
- A RICHIESTA: SOSPENSIONE E APPLIQUE E14 PUÒ ESSERE REALIZZATA CON ATTACCO G9, senza sovrapprezzo
 ON DEMAND: HANGING LAMPS AND WALL LAMPS WITH E14 CAN BE MADE WITH G9, without surcharge

LED DISPONIBILE PER LAMPADE DA TAVOLO CON PARALUME / LED AVAILABLE FOR TABLE LAMPS WITH SHADE:
 LED 4,3W 350 *LUMEN 3.000K

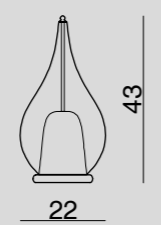
*1 LUMEN INDICATI CORRISPONDONO ALL'INTENSITÀ LUMINOSA ALL'ORIGINE DELLA SCHEDA LED
 *LUMEN INDICATED CORRESPONDS TO THE LUMINOUS INTENSITY AT THE ORIGIN OF THE LED BOARD

ULTERIORI COMPOSIZIONI A RICHIESTA
 ADDITIONAL COMPOSITIONS ON DEMAND

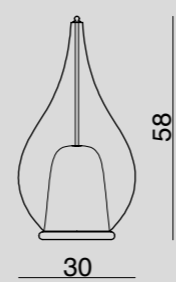
DIMMABLE WITH:
 DIMMABLE BULBS (NOT INCLUDED) 
DIMMERABILE CON:
 LAMPADINE DIMMERABILI (NON INCLUDE)



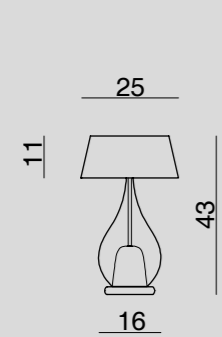
LU1300
 LAMPADA DA TAVOLO / TABLE LAMP
 Glass Ø16 cm - H33 cm
 E14 1 x max 40W 220-240V
 CE IP20 1m



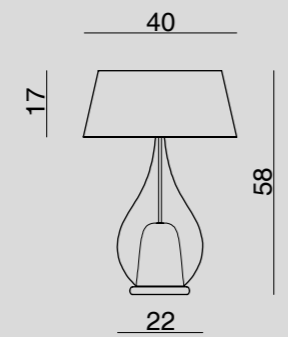
LUGIG1300
 LAMPADA DA TAVOLO / TABLE LAMP
 Glass Ø22 cm - H43 cm
 E27 1 x max 60W 220-240V
 CE IP20 1m



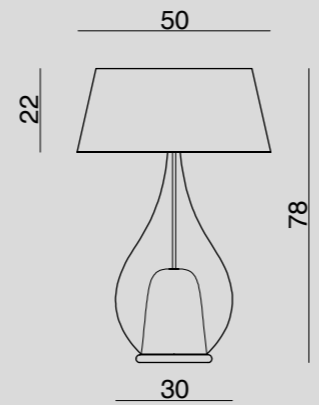
LUXXL1300
 LAMPADA DA TAVOLO / TABLE LAMP
 Glass Ø30 cm - H58 cm
 E27 1 x max 60W 220-240V
 CE IP20 1m



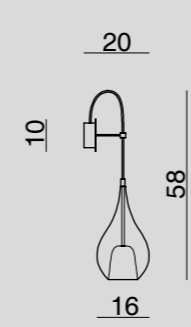
LU1303
 LAMPADA DA TAVOLO / TABLE LAMP
 Glass Ø16 cm - H43 cm
 E14 1 x max 40W 220-240V
 LED 1 x 4,3W 350 LUMEN 3.000K
 CE IP20 1m



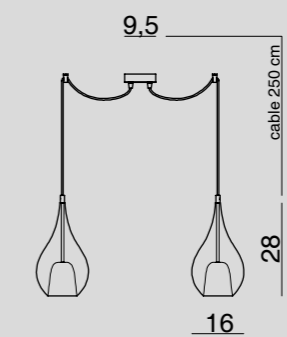
LUGIG1303
 LAMPADA DA TAVOLO / TABLE LAMP
 Glass Ø22 cm - H58 cm
 E27 1 x max 60W 220-240V
 LED 1 x 4,3W 350 LUMEN 3.000K
 CE IP20 1m



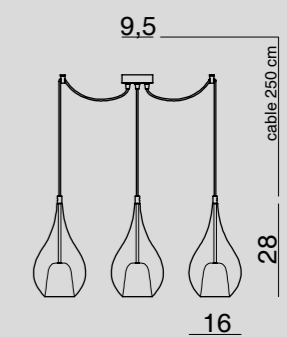
LUXXL1303
 LAMPADA DA TAVOLO / TABLE LAMP
 Glass Ø30 cm - H78 cm
 E27 1 x max 60W 220-240V
 LED 1 x 4,3W 350 LUMEN 3.000K
 CE IP20 1m



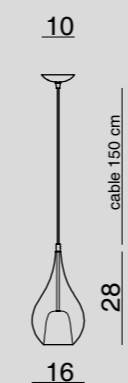
AP1301.1L (a richiesta/on demand with G9)
 APPLIQUE / WALL LAMP
 Glass Ø16 cm - cavo/cable 50 cm
 E14 1 x max 60W 220-240V
 CE IP20 1m



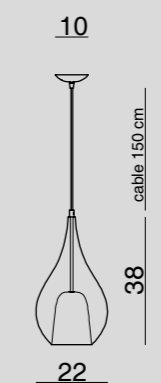
1303.2L (a richiesta/on demand with G9)
 SOSPENSIONE / HANGING LAMP
 Glass Ø16 cm - cavo/cable 250 cm
 E14 2 x max 60W 220-240V
 CE IP20 1m



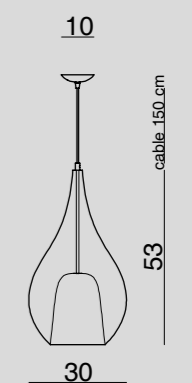
1303.3L (a richiesta/on demand with G9)
 SOSPENSIONE / HANGING LAMP
 Glass Ø16 cm - cavo/cable 250 cm
 E14 3 x max 60W 220-240V
 CE IP20 1m



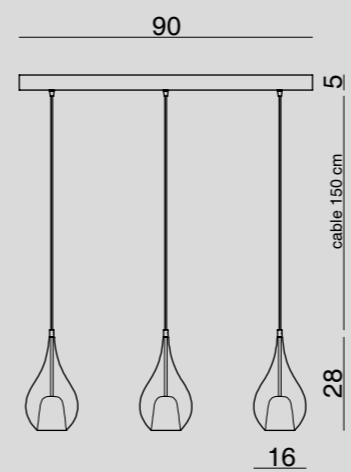
1303.1L (a richiesta/on demand with G9)
 SOSPENSIONE / HANGING LAMP
 Glass Ø16 cm - cavo/cable 150 cm
 E14 1 x max 60W 220-240V
 CE IP20 1m



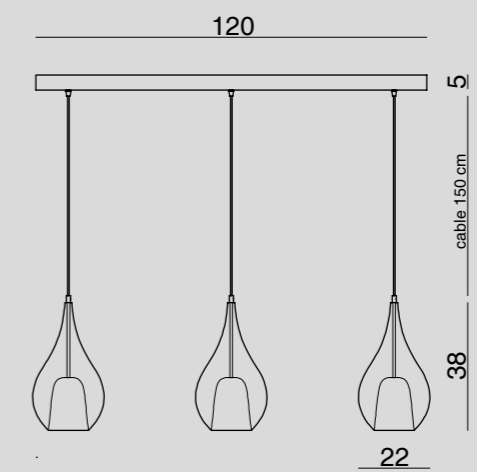
GIG1303.1L
 SOSPENSIONE / HANGING LAMP
 Glass Ø22 cm - cavo/cable 150 cm
 E27 1 x max 105W 220-240V
 CE IP20 1m



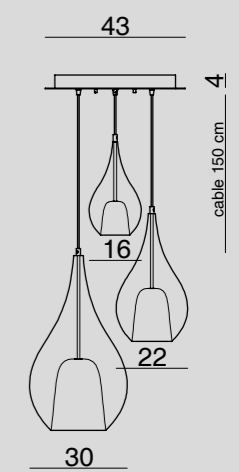
XXL1303.1L
 SOSPENSIONE / HANGING LAMP
 Glass Ø30 cm - cavo/cable 150 cm
 E27 1 x max 105W 220-240V
 CE IP20 1m



1307.90.3L (a richiesta/on demand with G9)
 BINARIO / CEILING TRACK
 Glass 3x Ø16 cm - cavo/cable 150 cm
 E14 3 x max 60W 220-240V
 CE IP20 1m



GIG1307.120.3L
 BINARIO / CEILING TRACK
 Glass 3x Ø22 cm - cavo/cable 150 cm
 E27 3 x max 105W 220-240V
 CE IP20 1m




1309MX.3L
 PLAFONIERA / CEILING LAMP
 Glass Ø16/22/30 cm - cavo/cable 150 cm
 E14 1 x max 60W 220-240V
 E27 2 x max 105W 220-240V
 CE IP20 1m

COLORI VETRO DISPONIBILI / AVAILABLE GLASS COLOURS




ARTICOLI GIG E XXL NEL COLORE FUMÈ: SUPPLEMENTO DEL 10% SUL PREZZO DEL COLORATO / PRODUCTS GIG AND XXL IN FUME COLOR: 10% SURCHARGE ON THE PRICE OF THE COLOURED

COLORI VETRO METALLIZZATO DISPONIBILI / METALLIC GLASS COLOURS AVAILABLE



FINITURA METALLICA DISPONIBILE / METAL FINISH AVAILABLE





ZOE MAX[®]



LAMPADA ZOE MAX

ZOE MAX È UNA LAMPADA A SOSPENSIONE IN VETRO SOFFIATO ED È L'ULTIMA ARRIVATA DELLA FAMIGLIA ZOE. CON UN DIAMETRO DI 45 CM DI E UN'ALTEZZA DI 80 CM È UNA DELLE LAMPADE PIÙ GRANDI REALIZZATE DA CANGINI E TUCCI. IL DESIGN È LO STESSO DI SEMPRE, ICONICO, SEMPLICE MA ALLO STESSO TEMPO ELEGANTE E SENZA TEMPO. ZOE MAX PUÒ ESSERE INSTALLATA SOPRA UN TAVOLO DA PRANZO, IN UN VANO SCALA, A FIANCO DI UN SOPPALCO SU UN DOPPIO VOLUME. LE DIMENSIONI GENEROSE SONO PERFETTE PER RIEMPIRE UN VUOTO ALL'INTERNO DI UNO SPAZIO ARCHITETTONICO O PER DEFINIRE UN'AREA ALL'INTERNO DI UNO SPAZIO PIÙ AMPIO, AD ESEMPIO SOPRA UN TAVOLO ALL'INTERNO DI UN RISTORANTE. IL VETRO ESTERNO DI ZOE MAX PUÒ ESSERE REALIZZATO IN DIVERSE FINITURE E COLORI: CON EFFETTO METALLIZZATO O CON COLORAZIONE SEMPLICE, LA PARTE INTERNA DEL VETRO È IN VETRO SATINATO.

ZOE MAX IS A BLOWN GLASS PENDANT LAMP AND IS THE LATEST ADDITION TO THE ZOE FAMILY. WITH A DIAMETER OF 45 CM AND A HEIGHT OF 80 CM IT IS ONE OF THE LARGEST LAMPS MADE BY CANGINI AND TUCCI. THE DESIGN IS THE SAME AS ALWAYS, ICONIC, SIMPLE BUT AT THE SAME TIME ELEGANT AND TIMELESS. ZOE MAX CAN BE INSTALLED ABOVE A DINING TABLE, IN A STAIRWELL, ALONGSIDE A LOFT ON A TWO STOREY INTERIOR. THE GENEROUS SIZE IS PERFECT FOR FILLING A VOID WITHIN AN ARCHITECTURAL SPACE OR FOR DEFINING AN AREA WITHIN A LARGER SPACE, SUCH AS ABOVE A TABLE WITHIN A RESTAURANT. THE EXTERNAL GLASS OF ZOE MAX CAN BE MADE IN DIFFERENT FINISHES AND COLORS: WITH A METALLIC EFFECT OR WITH A SIMPLE COLORING, THE INTERNAL PART OF THE GLASS IS SATIN GLASS.





2x MAX1303.1L
Glass: bronze



MAX1303.1L
Glass: transparent

FINITURA METALLICA DISPONIBILE: cromo, cromo spazzolato, bianco opaco, nero opaco
METAL STRUCTURE AVAILABLE: chrome, brushed chrome, matt white, matt black

- CAVO ELETTRICO TRASPARENTE O NERO
 TRANSPARENT OR BLACK ELECTRIC CABLE

SI CONSIGLIA: LAMPADINA E27 LED 25w 2250 lm Ø140 mm (NON INCLUSA)
WE RECOMMEND: LED BULB E27 LED 25w 2250 lm Ø140 mm (NOT INCLUDED)

GUIDA CARATTERISTICA METALLIZZAZIONE

Zoe Max è una lampada interamente realizzata a mano. Il processo necessario a realizzare a mano una lampada di queste dimensioni è molto complesso e richiede ore di lavorazione da parte di operai specializzati nella soffiatura del vetro. Su una superficie di queste dimensioni può capitare che si verifichino delle piccole imperfezioni, soprattutto in fase di finitura o durante la metallizzazione. Tali imperfezioni attestano che il prodotto è realizzato con procedure artigianali e aumentano ulteriormente il valore della lampada. L'azienda Cangini e Tucci non accetta nessun tipo di contestazione sulle eventuali micro-imperfezioni superficiali che dovesse presentare la lampada. (vedi riferimento brochure a riguardo)


GUIDE TO THE METALLISATION CHARACTERISTIC

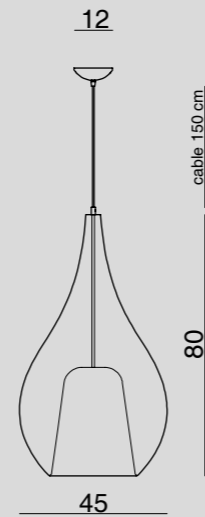
Zoe Max is a lamp made entirely by hand. The process involved in manually producing a lamp of this size is very complex and requires hours of labour performed by skilled glassblowers. On a surface of such an extent, small imperfections may occur, especially during the finishing or metallisation process. Such imperfections attest to the fact that the product is handcrafted and further increase the value of the lamp. The Cangini e Tucci company does not accept any complaints regarding micro-imperfections on the lamp surface. (Please refer to the specific brochure of reference.)

LEITFADEN FÜR METALLISIERUNGSMERKMALE

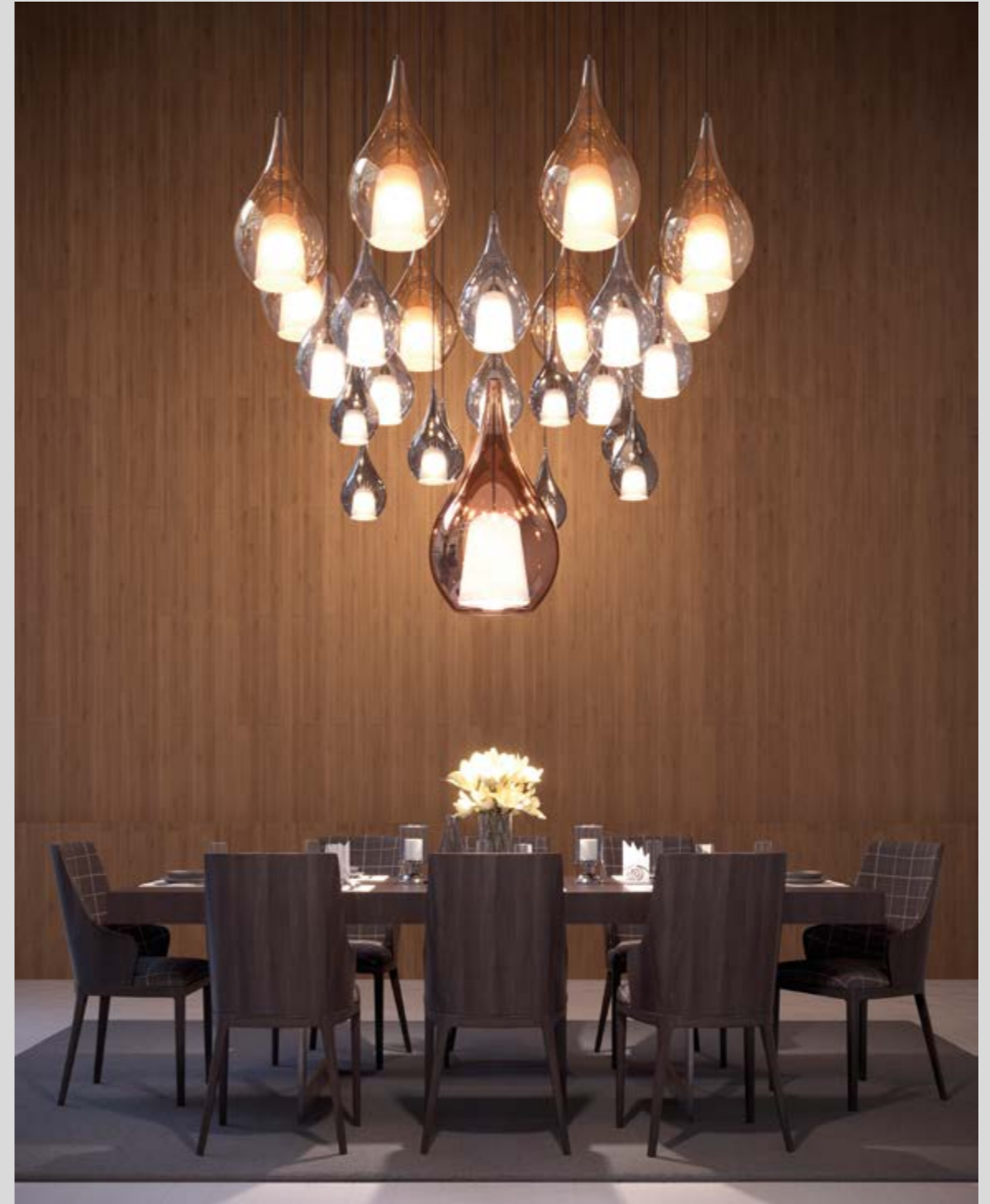
Zoe Max ist eine vollständig von Hand gefertigte Lampe. Die handwerkliche Herstellung einer Lampe dieser Größe ist sehr komplex und erfordert stundenlange Arbeit der Glasbläser. Auf einer Oberfläche dieser Größe können kleine Unregelmäßigkeiten auftreten, insbesondere in der Endbearbeitung oder während der Metallisierung. Diese Unvollkommenheiten beweisen, dass es sich um ein handgefertigtes Produkt handelt, und erhöhen den Wert der Lampe. Die Firma Cangini e Tucci akzeptiert keine Reklamationen bezüglich oberflächlicher Mikrofehler, die die Lampe aufweisen kann. (siehe Referenzbroschüre)

ULTERIORI COMPOSIZIONI A RICHIESTA
 ADDITIONAL COMPOSITIONS ON DEMAND

DIMMABLE WITH:
 DIMMABLE BULBS (NOT INCLUDED) 
DIMMERABILE CON:
 LAMPADINE DIMMERABILI (NON INCLUSE)




MAX1303.1L
 SOSPENSIONE / HANGING LAMP
 Glass Ø45 cm - cavo/cable 150 cm
 E27 1 x max 105W 220-240V
 CE IP20 



COLORI VETRO DISPONIBILI / AVAILABLE GLASS COLOURS



COLORI VETRO METALLIZZATO DISPONIBILI / METALLIC GLASS COLOURS AVAILABLE



FINITURA METALLICA DISPONIBILE / METAL FINISH AVAILABLE





1601 (CALATHEA)
 1602 (FICUS)
 1603 (PILEA)
 Glass: amber (05), green (06), sky-blue (07), ruby (17)
 Structure: satin gold

 **VEGETAL** ©

CANGINI & TUCCI®

DESIGN:  MARCANTONIO





LAMPADA VEGETAL

Design by Marcantonio

LA NATURA E LA LUCE MOSTRANO DA SEMPRE UNA STRETTA CORRELAZIONE. NON PUÒ ESSERCI VITA SENZA LA LUCE E DA QUESTO NASCE L'IDEA DI CREARE QUATTRO LAMPADE CHE RIPRENDANO IL CONCETTO DI LUCE CHE FILTRA ATTRAVERSO LE FOGLIE.

-FICUS: IL FICUS NELL'IMMAGINARIO RAPPRESENTA L'ACCOGLIENZA, LA RICONOSCENZA E IL RISPETTO.

-PILEA: CONOSCIUTA SPESSO COME PIANTA DELLE MONETE CINESI, IN REALTÀ POSSIEDE UN SIGNIFICATO BEN PIÙ PROFONDO LEGATO ALL'AMICIZIA; LE SUE GEMME POSSONO ESSERE STACCATE E REGALATE DIVENENDO UN PORTAFORTUNA.

-CALATHEA: CONSIDERATA DA SEMPRE LA PIANTA DELLA PREGHIERA POICHÈ DURANTE LA NOTTE POSSIEDE LA STRANA ABITUDINE DI CHIUDERE LE FOGLIE VICINO LO STELO A DUE A DUE QUASI A MIMARE DELLE MANI GIUNTE IN PREGHIERA.

-PALMA: DA SEMPRE UNA DELLE PIANTE PIÙ CELEBRI, POSSIEDE LA CAPACITÀ DI FIORIRE QUANDO ORMAI SEMBRA IN FIN DI VITA.

MARCANTONIO

NATURE AND LIGHT HAVE ALWAYS BEEN CLOSELY CORRELATED. THERE CAN BE NO LIFE WITHOUT LIGHT, HENCE THE IDEA OF CREATING FOUR LAMPS THAT CONVEY THE CONCEPT OF LIGHT FILTERED THROUGH LEAVES.

- FICUS: IN OUR IMAGINATION, THE FICUS REPRESENTS HOSPITALITY, GRATITUDE AND RESPECT.

- PILEA: OFTEN KNOWN AS THE CHINESE MONEY PLANT, THE PILEA ACTUALLY HAS A MUCH DEEPER MEANING LINKED TO FRIENDSHIP; ITS SHOOTS CAN BE DETACHED AND GIFTED, BECOMING GOOD LUCK CHARMS.

- CALATHEA: LONG CONSIDERED THE PLANT OF PRAYER, BECAUSE AT NIGHT IT HAS THE STRANGE HABIT OF FOLDING THE LEAVES NEAR THE STEM IN PAIRS, ALMOST MIMICKING HANDS JOINED IN PRAYER.

- PALM: ALWAYS ONE OF THE BEST-KNOWN PLANTS, THE PALM HAS THE ABILITY TO FLOWER EVEN WHEN IT APPEARS TO BE DYING.



1601.1L (CALATHEA)
1602.1L (FICUS)
1603.1L (PILEA)
Glass: transparent
Structure: satin gold



1601.1L (CALATHEA)
Glass: transparent
Structure: satin black nickel

1602.1L (FICUS)
Glass: transparent
Structure: satin black nickel

1603.1L (PILEA)
Glass: transparent
Structure: satin black nickel



1601.1L (CALATHEA)
1602.1L (FICUS)
1603.1L (PILEA)
Glass: transparent
Structure: satin gold



3x 1604.1L (PALMA)
Glass: transparent
Structure: satin gold



1604.1L (PALMA)
Glass: transparent
Structure: satin black nickel



FINITURA METALLICA DISPONIBILE: oro satinato, nichel nero satinato

METAL STRUCTURE AVAILABLE: satin gold, satin black nickel

- CAVO ELETTRICO COASSIALE A BASSA TENSIONE TRASPARENTE O NERO
COAXIAL LOW VOLTAGE ELECTRIC CABLE IN TRANSPARENT OR BLACK
- ROSONE SINGOLO DISPONIBILE IN: Oro satinato, Nichel nero satinato - senza sovrapprezzo
SMALL SINGLE CANOPY AVAILABLE IN: Satin gold, Satin black nickel - without surcharge
- PORTALAMPADA E FOGLIA DISPONIBILE IN: Oro satinato, Nichel nero satinato - senza sovrapprezzo
LAMPHOLDER AND LEAF AVAILABLE IN: Satin gold, Satin black nickel - without surcharge
- BINARI E PIASTRE DISPONIBILI SOLO IN: Cromo, Bianco opaco, Nero opaco, Cromo spazzolato
TRACKS AND PLATES AVAILABLE ONLY IN: Chrome, Matt white, Matt black, Brushed chrome
- COMPATIBILE CON CASAMBI
COMPATIBLE WITH CASAMBI
- DRIVER INCLUSO
DRIVER INCLUDED
- DIMMERABILE: SÌ (A TAGLIO DI FASE) - SCHEDA LED SOSTITUIBILE DA PROFESSIONISTA
DIMMABLE: YES (PHASE-CUT DIMMER TRIAC) - LED IS REPLACEABLE BY PROFESSIONAL

LED DISPONIBILI PER LA LINEA VEGETAL® / LEDS AVAILABLE FOR VEGETAL®:

LED 1 x 4,2W DIMM - 11,2-12,8V - 350 mA - 460-500 Lm - 110-120 Lm/W - 2700°K
LED 1 x 4,2W DIMM - 11,2-12,8V - 350 mA - 460-500 Lm - 110-120 Lm/W - 3000°K

LED DISPONIBILI PER LA LINEA VEGETAL® 1604.1L (PALMA) / LEDS AVAILABLE FOR VEGETAL® 1604.1L (PALMA):

LED 1 x 6W DIMM - 11,2-12,8V - 500 mA - CRI >90 - 866 Lm - 144 Lm/W - 3 Step MacAdam - 2700°K
LED 1 x 6W DIMM - 11,2-12,8V - 500 mA - CRI >90 - 866 Lm - 144 Lm/W - 3 Step MacAdam - 3000°K

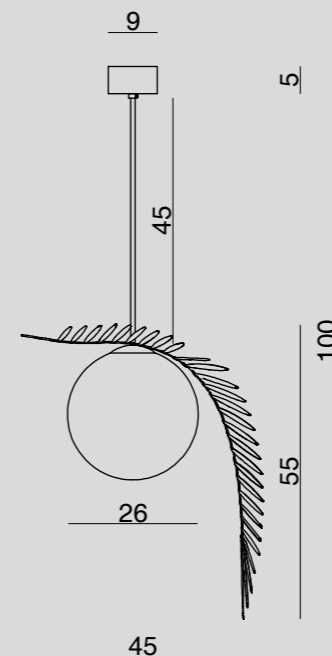
I LUMEN INDICATI CORRISPONDONO ALL'INTENSITÀ LUMINOSA ALL'ORIGINE DELLA SCHEDA LED
LUMEN INDICATED CORRESPONDS TO THE LUMINOUS INTENSITY AT THE ORIGIN OF THE LED BOARD

**A RICHIESTA:
ON DEMAND:**

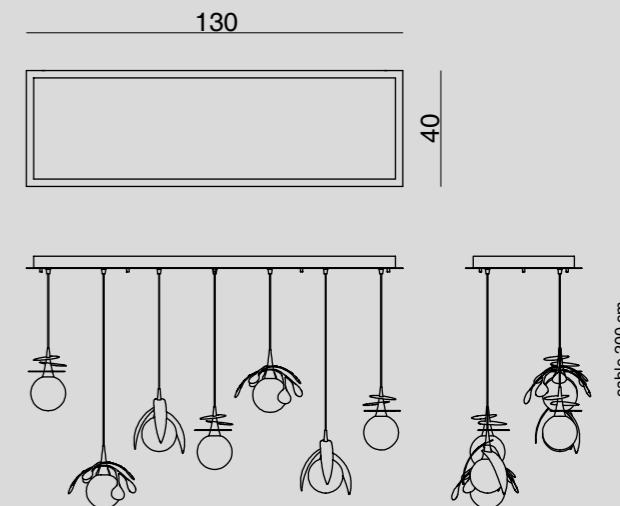
CON COMPONENTI UL
WITH UL COMPONENTS

DISPONIBILE CON DALI
AVAILABLE WITH DALI

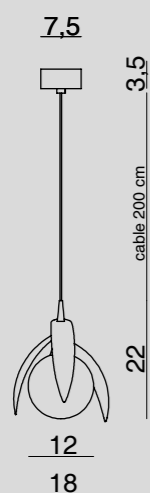
ARTICOLO 1604 (PALMA)
PUÒ ESSERE REALIZZATO
CON ASTA RIGIDA DA
60 o 80 cm INVECE DI 45 cm
PRODUCT 1604 (PALMA)
CAN BE MADE WITH
METAL ROD LONG 60 or 80 cm
INSTEAD OF 45 cm



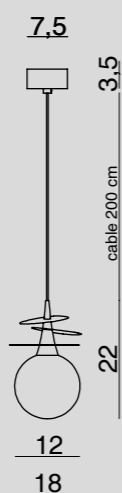
1604.1L (PALMA)
SOSPENSIONE / HANGING LAMP
Glass Ø26 cm - H100 cm
LED 1 x 6W DIMM - 500 mA - 2700 or 3000°K
CE IP20 ⚠ (1m)



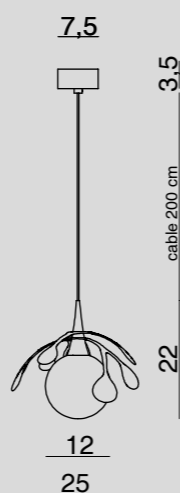
1609MX.40X130.7L
PLAFONIERA / CEILING LAMP
Glass 7x Ø12 cm (3x Ficus, 2x Calathea, 2x Pilea) - cable 200 cm
LED 7 x 4,2W DIMM - 350 mA - 2700 or 3000°K
CE IP20 ⚠ (1m)



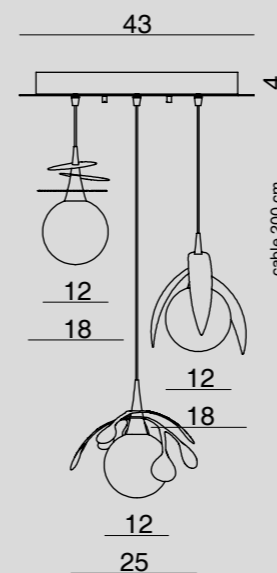
1601.1L (CALATHEA)
SOSPENSIONE / HANGING LAMP
Glass Ø12 cm - cable 200 cm
LED 1 x 4,2W DIMM - 350 mA - 2700 or 3000°K
CE IP20 ⚠ (1m)



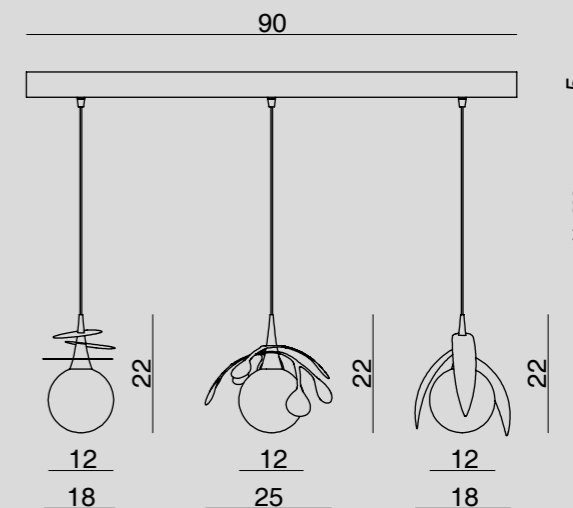
1602.1L (FICUS)
SOSPENSIONE / HANGING LAMP
Glass Ø12 cm - cable 200 cm
LED 1 x 4,2W DIMM - 350 mA - 2700 or 3000°K
CE IP20 ⚠ (1m)



1603.1L (PILEA)
SOSPENSIONE / HANGING LAMP
Glass Ø12 cm - cable 200 cm
LED 1 x 4,2W DIMM - 350 mA - 2700 or 3000°K
CE IP20 ⚠ (1m)



1609MX.43.3L
PLAFONIERA / CEILING LAMP
Glass 3x Ø12 cm - cable 200 cm
LED 3 x 4,2W DIMM - 350 mA - 2700 or 3000°K
CE IP20 ⚠ (1m)



1607MX.120.3L
BINARIO / CEILING TRACK
Glass 3x Ø12 cm - cable 200 cm
LED 3 x 4,2W DIMM - 350 mA - 2700 or 3000°K
CE IP20 ⚠ (1m)

COLORI VETRO DISPONIBILI / AVAILABLE GLASS COLOURS



ARTICOLO 1604.1L (PALMA) NEL COLORE FUMÈ: SUPPLEMENTO DEL 10% SUL PREZZO DEL COLORATO / PRODUCT 1604.1L (PALMA) IN FUME COLOR: 10% SURCHARGE ON THE PRICE OF THE COLOURED

FINITURA METALLICA DISPONIBILE / METAL FINISH AVAILABLE





2x 1593.1L
 Glass: transparent - ruby (17) drop
 Glass: transparent - amber (05) drop
 Structure: satin black nickel



LA STILLA ©

CANGINI & TUCCI®

DESIGN:  MARCANTONIO



LAMPADA LA STILLA

Design by Marcantonio

“ALL’ORIGINE DELLA VITA C’È L’ACQUA. LA LUCE E L’ACQUA SONO DUE ELEMENTI FONDAMENTALI DEL MONDO NATURALE. MI VENGONO IN MENTE I RIFLESSI DI LUCE SULL’ACQUA IN MOVIMENTO DI UN RUSCELLO CHE NUTRE LE RADICI DEGLI ALBERI, O LA LUCE CHE PENETRA NELLE ACQUE DI UN OCEANO, O UNA GOCCIA CHE BRILLA ALL’INTERNO DI UNA CAVITÀ NELLA ROCCIA. SE L’ACQUA CI DISSETA, LA LUCE CI DÀ GIOIA E CALORE. LA STILLA È UN TRIBUTO A QUELL’ATTIMO, QUEL MOMENTO IN CUI LA NATURA, SILENZIOSAMENTE, FA IL SUO CORSO.”

“WATER IS THE SOURCE OF LIFE. LIGHT AND WATER ARE TWO FUNDAMENTAL ELEMENTS OF THE NATURAL WORLD. I THINK OF LIGHT REFLECTED IN THE MOVING WATER OF A STREAM THAT FEEDS THE ROOTS OF TREES, OR THE LIGHT THAT PENETRATES THE DEPTHS IN WATERS OF AN OCEAN, OR A DROP OF WATER SPARKLING IN A CAVITY IN THE ROCK. IF WATER QUENCHES OUR THIRST, LIGHT GIVES US WARMTH AND JOY. LA STILLA IS A HOMAGE TO THAT MOMENT, THE MOMENT WHEN NATURE TAKES ITS OWN COURSE, IN SILENCE.”



1x 1593.1L
Glass: amber (05)
Structure: satin black nickel

1x 1593.1L
Glass: fume (08)
Structure: satin black nickel

1x GIG1593.1L
Glass: tobacco (16)
Structure: satin black nickel

1x GIG1593.1L
Glass: sky-blue (07)
Structure: satin black nickel

1x XXL1593.1L
Glass: green (06)
Structure: satin black nickel



2x 1596.26.1L
Glass: fume (08)
Structure: satin black nickel

3x AP1591.20.1L
Glass: fume (08)
Structure: satin black nickel



1593.1L
Glass: transparent - ruby (17) drop
Structure: satin black nickel

XXL1593.1L
Glass: transparent - fume (08) drop
Structure: satin black nickel

GIG1593.1L
Glass: transparent - green (06) drop
Structure: satin black nickel

FINITURA METALLICA DISPONIBILE: cromo, nero opaco, nichel nero satinato, oro satinato

METAL STRUCTURE AVAILABLE: chrome, matt black, satin black nickel, satin gold

- CAVO ELETTRICO IN GOMMA NERO O TRASPARENTE
BLACK RUBBER OR TRANSPARENT ELECTRIC CABLE

- ROSONE SINGOLO DISPONIBILE IN: Oro satinato, Nichel nero satinato - senza sovrapprezzo
SMALL SINGLE CANOPY AVAILABLE IN: Satin gold, Satin black nickel - without surcharge

- PORTALAMPADA DISPONIBILE IN: Oro satinato, Nichel nero satinato - senza sovrapprezzo
LAMPHOLDER AVAILABLE IN: Satin gold, Satin black nickel - without surcharge

- BINARI E PIASTRE DISPONIBILI SOLO IN: Cromo, Bianco opaco, Nero opaco, Cromo spazzolato
TRACKS AND PLATES AVAILABLE ONLY IN: Chrome, Matt white, Matt black, Brushed chrome

- COMPATIBILE CON CASAMBI
COMPATIBLE WITH

- DRIVER INCLUSO
DRIVER INCLUDED

- DIMMERABILE: SÌ (A TAGLIO DI FASE) - SCHEDA LED SOSTITUIBILE DA PROFESSIONISTA
DIMMABLE: YES (PHASE-CUT DIMMER TRIAC) - LED IS REPLACEABLE BY PROFESSIONAL

LED DISPONIBILE PER LA LINEA LA STILLA® / LED AVAILABLE FOR LA STILLA®:

LED 1 x 8,4W DIMM - 22,4-24,8 V - 350 mA - CRI >90 - 1202 Lm - 144 Lm/W - 3 Step MacAdam - 2700°K
LED 1 x 8,4W DIMM - 22,4-24,8 V - 350 mA - CRI >90 - 1202 Lm - 144 Lm/W - 3 Step MacAdam - 3000°K

LED DISPONIBILI PER LA LINEA LA STILLA® GIG E XXL / LEDS AVAILABLE FOR LA STILLA® GIG AND XXL:

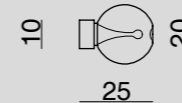
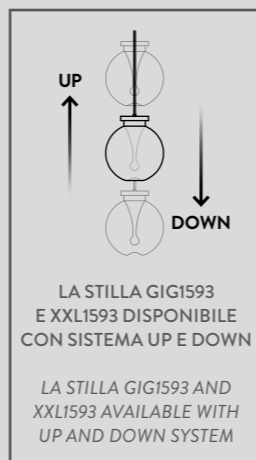
LED 12,8W Dimmer Triac - 1615 Lm -126 Lm/W - IP20 - CC 350mA - CRI Typ.95 - 32-40V - 180° - 2700°K
LED 12,8W Dimmer Triac - 1615 Lm -126 Lm/W - IP20 - CC 350mA - CRI Typ.95 - 32-40V - 180° - 3000°K

I LUMEN INDICATI CORRISPONDONO ALL'INTENSITÀ LUMINOSA ALL'ORIGINE DELLA SCHEDA LED
LUMEN INDICATED CORRESPONDS TO THE LUMINOUS INTENSITY AT THE ORIGIN OF THE LED BOARD

A RICHIESTA:
ON DEMAND:

CON COMPONENTI UL
WITH UL COMPONENTS

DISPONIBILE CON DALI
AVAILABLE WITH DALI



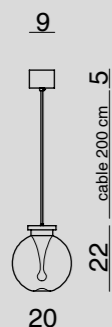
AP1591.20.1L
APPLIQUE / WALL LAMP
L20 P25 H20 cm
LED 1 x 8,4W DIMM - 350 mA - 2700 or 3000°K
CE IP20 Δ 1m



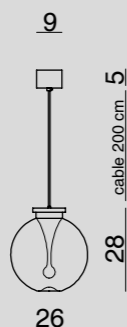
1596.26.1L
PLAFONIERA / CEILING LAMP
Glass Ø26 H30 cm
LED 1 x 12,8W - 350mA - 2700°K or 3000°K
CE IP20 Δ 1m



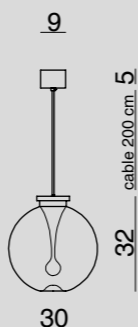
1596.30.1L
PLAFONIERA / CEILING LAMP
Glass Ø30 H35 cm
LED 1 x 12,8W - 350mA - 2700°K or 3000°K
CE IP20 Δ 1m



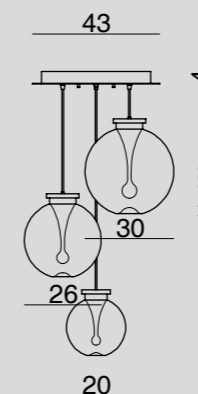
1593.1L
SOSPENSIONE / HANGING LAMP
Glass Ø20 cm - cable 200 cm
LED 1 x 8,4W DIMM - 350 mA - 2700 or 3000°K
CE IP20 Δ 1m



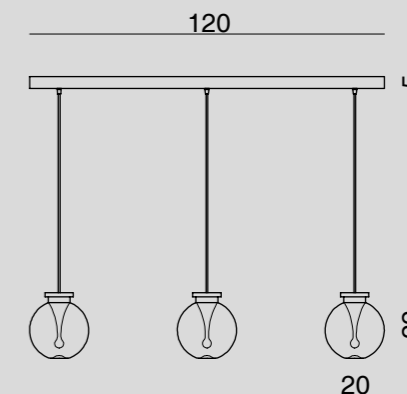
GIG1593.1L
SOSPENSIONE / HANGING LAMP
Glass Ø26 cm - cable 200 cm
LED 1 x 12,8W - 350mA - 2700°K or 3000°K
CE IP20 Δ 1m



XXL1593.1L
SOSPENSIONE / HANGING LAMP
Glass Ø30 cm - cable 200 cm
LED 1 x 12,8W - 350mA - 2700°K or 3000°K
CE IP20 Δ 1m



1599MX.43.3L
PLAFONIERA / CEILING LAMP
Glass Ø20-26-30 cm - cable 200 cm
LED 1 x 8,4W LED 2x 12,8W - 350mA - 2700°K or 3000°K
CE IP20 Δ 1m



1597.120.3L
BINARIO / CEILING TRACK
Glass 3x Ø20 cm - cable 200 cm
LED 3 x 8,4W DIMM - 350 mA - 2700 or 3000°K
CE IP20 Δ 1m

COLORI VETRO DISPONIBILI / AVAILABLE GLASS COLOURS



FINITURA METALLICA DISPONIBILE / METAL FINISH AVAILABLE





1583
GIG1583
XXL1583
MAX1583
Glass: transparent, fume (08), tobacco (16)
Structure: satin rose gold

LU1585.1L
Glass: transparent
Structure: satin rose gold

PIT^{©©}



1583
GIG1583
XXL1583
Glass: transparent, amber (05), fume (08)



6x 1583
3x GIG1583
3x XXL1583
1x MAX1583
Glass: transparent
Structure: custom white plate Ø100 cm



Track **AUF150**

3x **MAX1583**
Glass: amber (05)



Plate **P50**

1x **1583**
Glass: tobacco (16)


1x **GIG1583**
Glass: tobacco (16)

1x **XXL1583**
Glass: transparent

2x **MAX1583**
Glass: amber (05), fume (08)



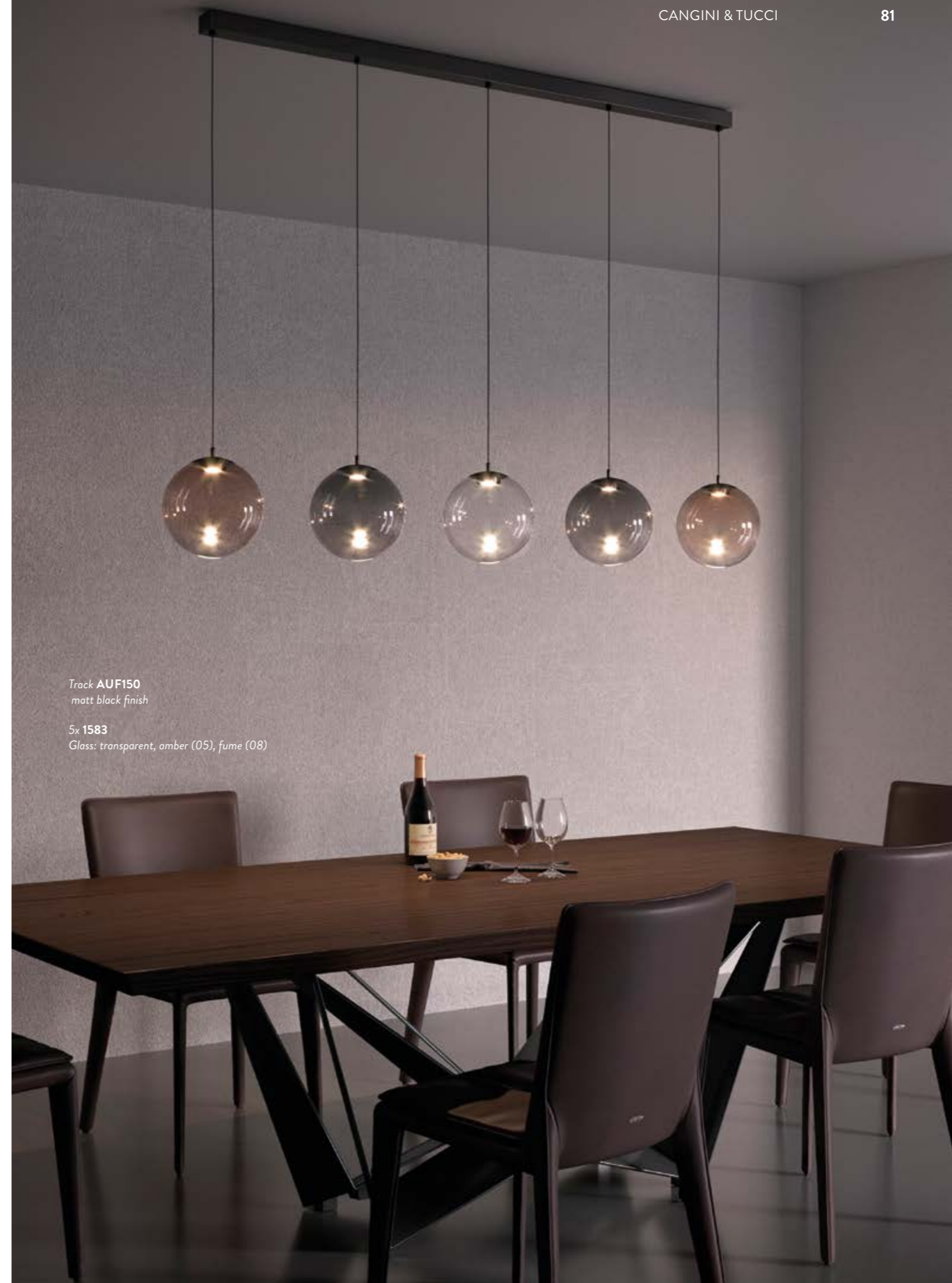
1583.1L
Glass: fume (08)



GIG1583.1L
1583.1L
Glass: tobacco (16)



LU1580.1L
 Glass: fume (08)
 Structure: satin black nickel



Track **AUF150**
 matt black finish

5x 1583
 Glass: transparent, amber (05), fume (08)



LU1585.1L
Glass: fume (08)
Structure: satin black nickel

Dior
CHANEL

FINITURA METALLICA DISPONIBILE: cromo, cromo spazzolato, bianco opaco, nero opaco

METAL STRUCTURE AVAILABLE: chrome, brushed chrome, matt white, matt black

- CAVO ELETTRICO COASSIALE A BASSA TENSIONE TRASPARENTE O NERO
COAXIAL LOW VOLTAGE ELECTRIC CABLE IN TRANSPARENT OR BLACK

- ROSONE SINGOLO DISPONIBILE IN: Oro satinato, Oro rosa satinato, Nichel nero satinato - senza sovrapprezzo
SMALL SINGLE CANOPY AVAILABLE IN: Satin gold, Satin rose gold, Satin black nickel - without surcharge

- PORTALAMPADA DISPONIBILE IN: Oro satinato, Oro rosa satinato (con supplemento) - Nichel nero satinato (senza sovrapprezzo)
LAMPHOLDER AVAILABLE IN: Satin gold, Satin rose gold (with surcharge) - Satin black nickel (without surcharge)

- BINARI E PIASTRE DISPONIBILI SOLO IN: Cromo, Bianco opaco, Nero opaco, Cromo spazzolato
TRACKS AND PLATES AVAILABLE ONLY IN: Chrome, Matt white, Matt black, Brushed chrome

- STRUTTURA PORTALAMPADA IN ALLUMINIO
ALUMINUM LAMP HOLDER

- COMPATIBILE CON CASAMBI
COMPATIBLE WITH

- DRIVER INCLUSO
DRIVER INCLUDED

- DIMMERABILE: SÌ (A TAGLIO DI FASE) - SCHEDA LED SOSTITUIBILE DA PROFESSIONISTA
DIMMABLE: YES (PHASE-CUT DIMMER TRIAC) - LED IS REPLACEABLE BY PROFESSIONAL

LED DISPONIBILI PER LA LINEA PIT® / LEDS AVAILABLE FOR PIT®:

LED 1 x 6W DIMM - 11,2-12,8 V - 500 mA - CRI >90 - 866 Lm - 144 Lm/W - 3 Step MacAdam - 2700°K
LED 1 x 6W DIMM - 11,2-12,8 V - 500 mA - CRI >90 - 866 Lm - 144 Lm/W - 3 Step MacAdam - 3000°K

LED DISPONIBILE PER LA LINEA PIT® PIANTANA / LED AVAILABLE FOR PIT® FLOOR LAMP:

LED 1 x 8,4W DIMM - 11,2-12,8 V - 700mA - CRI >90 - 1200 Lm - 144 Lm/W - 3 Step MacAdam - 2700°K
LED 1 x 8,4W DIMM - 11,2-12,8 V - 700mA - CRI >90 - 1200 Lm - 144 Lm/W - 3 Step MacAdam - 3000°K

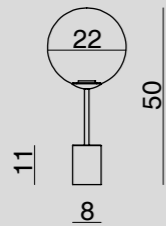
LED DISPONIBILE PER LA LINEA PIT® MAX1583 / LED AVAILABLE FOR PIT® CODE MAX1583:

LED 1 x 8,4W DIMM - 22,4-24,8 V - 350 mA - CRI >90 - 1202 Lm - 144 Lm/W - 3 Step MacAdam - 2700°K
LED 1 x 8,4W DIMM - 22,4-24,8 V - 350 mA - CRI >90 - 1202 Lm - 144 Lm/W - 3 Step MacAdam - 3000°K

I LUMEN INDICATI CORRISPONDONO ALL'INTENSITÀ LUMINOSA ALL'ORIGINE DELLA SCHEDA LED
LUMEN INDICATED CORRESPONDS TO THE LUMINOUS INTENSITY AT THE ORIGIN OF THE LED BOARD

FINITURA METALLICA PER LUMETTO E PIANTANA DISPONIBILI SOLO IN:
oro satinato, oro rosa satinato, nichel nero satinato (senza sovrapprezzo)

METAL FINISH FOR TABLE AND FLOOR LAMP AVAILABLE ONLY IN:
satin gold, satin rose gold, satin black nickel (without surcharge)



LU1580.1L

LUMETTO / TABLE LAMP with dimmer push button
Glass Ø22 - H 50 cm

LED 1 x 6W DIMM - 500 mA - 2700 or 3000°K

CE IP20 Δ 1m



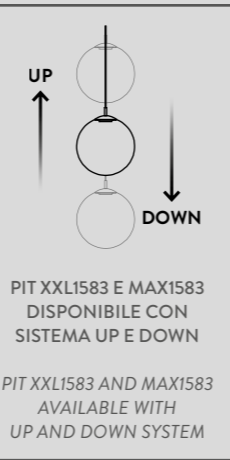
LU1585.1L

PIANTANA / FLOOR LAMP with dimmer push button
Glass Ø30 - H 175 cm

LED 1 x 8,4W DIMM - 700 mA - 2700 or 3000°K

CE IP20 Δ 1m

175



PIT XXL1583 E MAX1583
DISPONIBILE CON
SISTEMA UP E DOWN

PIT XXL1583 AND MAX1583
AVAILABLE WITH
UP AND DOWN SYSTEM

12

COLORI VETRO DISPONIBILI / AVAILABLE GLASS COLOURS



01 - TRASPARENTE / TRANSPARENT
03 - ROSA / PINK
05 - AMBRA / AMBER
06 - VERDE / GREEN
07 - AZZURRO / SKY-BLUE
08 - FUMÈ / FUME
16 - TABACCO / TOBACCO
17 - RUBINO / RUBY

ARTICOLI GIG XXL E MAX NEL COLORE FUMÈ: SUPPLEMENTO DEL 10% SUL PREZZO DEL COLORATO / PRODUCTS GIG XXL AND MAX IN FUME COLOR: 10% SURCHARGE ON THE PRICE OF THE COLOURED

ULTERIORI COMPOSIZIONI A RICHIESTA
ADDITIONAL COMPOSITIONS ON DEMAND

A RICHIESTA:
ON DEMAND:

CON COMPONENTI UL
WITH UL COMPONENTS

DISPONIBILE CON DALI
AVAILABLE WITH DALI

ARTICOLI GIG1583 E XXL1583
SI POSSONO RICHIEDERE
CON LED DA *8,4W

PRODUCTS GIG1583 AND
XXL1583 CAN BE REQUIRED
WITH *8,4W LED


*1 x 8,4W DIMM - 22,4-24,8 V
350 mA - CRI >90 - 1202 Lm
144 Lm/W - 3 Step MacAdam
2700°K or 3000°K



S1583.14.1L

SOSPENSIONE / HANGING LAMP
Glass Ø14 cm - cable 200 cm

LED 1 x 6W DIMM - 500 mA - 2700 or 3000°K
CE IP20 Δ 1m



S1583.16.1L

SOSPENSIONE / HANGING LAMP
Glass Ø16 cm - cable 200 cm

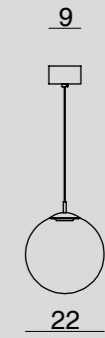
LED 1 x 6W DIMM - 500 mA - 2700 or 3000°K
CE IP20 Δ 1m



S1583.18.1L

SOSPENSIONE / HANGING LAMP
Glass Ø18 cm - cable 200 cm

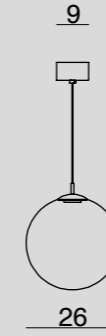
LED 1 x 6W DIMM - 500 mA - 2700 or 3000°K
CE IP20 Δ 1m



1583.1L

SOSPENSIONE / HANGING LAMP
Glass Ø22 cm - cable 200 cm

LED 1 x 6W DIMM - 500 mA - 2700 or 3000°K
CE IP20 Δ 1m



GIG1583.1L

SOSPENSIONE / HANGING LAMP
Glass Ø26 cm - cable 200 cm

LED 1 x 6W DIMM - 500 mA - 2700 or 3000°K
CE IP20 Δ 1m



XXL1583.1L

SOSPENSIONE / HANGING LAMP
Glass Ø30 cm - cable 200 cm

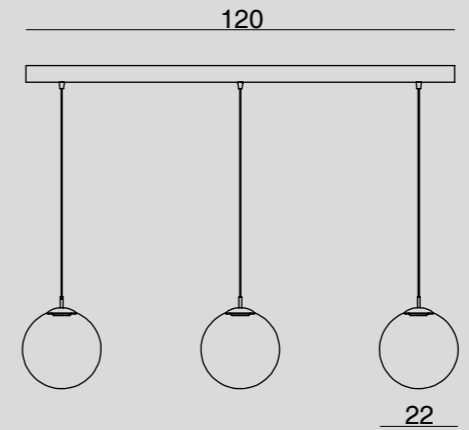
LED 1 x 6W DIMM - 500 mA - 2700 or 3000°K
CE IP20 Δ 1m



MAX1583.1L

SOSPENSIONE / HANGING LAMP
Glass Ø36 cm - cable 200 cm

LED 1 x 8,4W DIMM - 350 mA - 2700 or 3000°K
CE IP20 Δ 1m

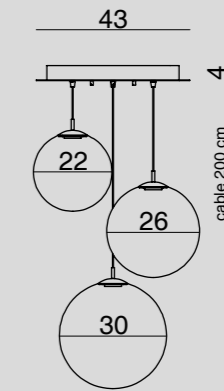


1587.120.3L

BINARIO / CEILING TRACK
Glass 3x Ø22 cm - cable 200 cm

LED 3 x 6W DIMM - 500 mA - 2700 or 3000°K

CE IP20 Δ 1m



1589MX.43.3L

PLAFONIERA / CEILING LAMP
Glass Ø22-26-30 cm - cable 200 cm

LED 3 x 6W DIMM - 500 mA - 2700 or 3000°K

CE IP20 Δ 1m

FINITURA METALLICA DISPONIBILE / METAL FINISH AVAILABLE

Finitura galvanica a richiesta per strutture singole / Galvanic finish on demand for single structures



CROMO / CHROME
CROMO SPAZZOLATO / BRUSHED CHROME
BIANCO OPACO / MATT WHITE
NERO OPACO / MATT BLACK
ORO PERLATO (a richiesta) / PEARL GOLD (on demand)
ORO SATINATO / SATIN GOLD
ORO ROSA SATINATO / SATIN ROSE GOLD
NICHEL NERO SATINATO / SATIN BLACK NICKEL



3x XXL1543
Glass: amber (05)
Structure: chrome

GEO[©]



LAMPADA GEO

GEO È UNA LAMPADA A SOSPENSIONE IN VETRO SOFFIATO PRODOTTA A MANO IN ITALIA DA CANGINI E TUCCI. LA LAMPADA È MOLTO SEMPLICE MA ESTREMAMENTE ELEGANTE. IL CORPO IN VETRO È UNA SFERA CARATTERIZZATA DA UNA LEGGERA SCHIACCIATURA SUI POLI. LA FORMA CHE NE RISULTA È UN ELLISSOIDE, UN SOLIDO DI FORMA ELLITTICA, PERFETTO PER CHI CERCA UNA LAMPADA DECORATIVA MA ALLO STESSO TEMPO MOLTO MINIMAL E PULITA. LA LAMPADA VIENE ILLUMINATA DA UN MODULO LED POSIZIONATO ALL'APICE DEL CORPO IN VETRO. IL LED AD ALTA POTENZA GARANTISCE QUANTITÀ E QUALITÀ ILLUMINOTECNICHE ELEVATISSIME E IL GIOCO DI LUCI ED OMBRE SULLE SUPERFICI IN VETRO SONO DAVVERO UNICI.

GEO IS A BLOWN GLASS PENDANT LAMP HANDMADE IN ITALY BY CANGINI AND TUCCI. THE LAMP IS VERY SIMPLE BUT EXTREMELY ELEGANT. THE GLASS BODY IS A SPHERE CHARACTERIZED BY A SLIGHT FLATTENING AT THE POLES. THE RESULTING SHAPE IS AN ELLIPSOID PERFECT FOR THOSE LOOKING FOR A DECORATIVE LAMP BUT AT THE SAME TIME VERY MINIMAL AND CLEAN. THE LAMP IS ILLUMINATED BY AN LED MODULE POSITIONED AT THE APEX OF THE GLASS BODY. THE HIGH-POWER LED GUARANTEES VERY HIGH LIGHTING QUANTITY AND QUALITY AND THE PLAY OF LIGHT AND SHADOW ON THE GLASS SURFACES ARE TRULY UNIQUE.

1543.1L
Glass: tobacco (16)
Structure: chrome





Track **AUF150**

3x **XXL1543**
 Glass: amber (05)
 Structure: chrome



1x **1543**
 Glass: transparent

1x **GIG1543**
 Glass: transparent

1x **XXL1543**
 Glass: transparent

FINITURA METALLICA DISPONIBILE: cromo, cromo spazzolato, bianco opaco, nero opaco

METAL STRUCTURE AVAILABLE: chrome, brushed chrome, matt white, matt black

- CAVO ELETTRICO COASSIALE A BASSA TENSIONE TRASPARENTE O NERO
COAXIAL LOW VOLTAGE ELECTRIC CABLE IN TRANSPARENT OR BLACK
- ROSONE SINGOLO DISPONIBILE IN: Oro satinato, Oro rosa satinato, Nichel nero satinato - senza sovrapprezzo
SMALL SINGLE CANOPY AVAILABLE IN: Satin gold, Satin rose gold, Satin black nickel - without surcharge
- PORTALAMPADA DISPONIBILE IN: Oro satinato, Oro rosa satinato (con supplemento) - Nichel nero satinato (senza sovrapprezzo)
LAMPHOLDER AVAILABLE IN: Satin gold, Satin rose gold (with surcharge) - Satin black nickel (without surcharge)
- BINARI E PIASTRE DISPONIBILI SOLO IN: Cromo, Bianco opaco, Nero opaco, Cromo spazzolato
TRACKS AND PLATES AVAILABLE ONLY IN: Chrome, Matt white, Matt black, Brushed chrome
- STRUTTURA PORTALAMPADA IN ALLUMINIO 
ALUMINUM LAMP HOLDER
- COMPATIBILE CON CASAMBI
COMPATIBLE WITH
- DRIVER INCLUSO
DRIVER INCLUDED
- DIMMERABILE: SÌ (A TAGLIO DI FASE) - SCHEDA LED SOSTITUIBILE DA PROFESSIONISTA
DIMMABLE: YES (PHASE-CUT DIMMER TRIAC) - LED IS REPLACEABLE BY PROFESSIONAL

LED DISPONIBILI PER LA LINEA GEO[®] / LEDS AVAILABLE FOR GEO[®]:

LED 1 x 6W DIMM - 11,2-12,8 V - 500 mA - CRI >90 - 866 Lm - 144 Lm/W - 3 Step MacAdam - 2700°K
LED 1 x 6W DIMM - 11,2-12,8 V - 500 mA - CRI >90 - 866 Lm - 144 Lm/W - 3 Step MacAdam - 3000°K

I LUMEN INDICATI CORRISPONDONO ALL'INTENSITÀ LUMINOSA ALL'ORIGINE DELLA SCHEDA LED
LUMEN INDICATED CORRESPONDS TO THE LUMINOUS INTENSITY AT THE ORIGIN OF THE LED BOARD

A RICHIESTA:
ON DEMAND:

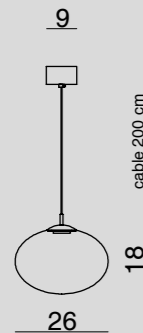
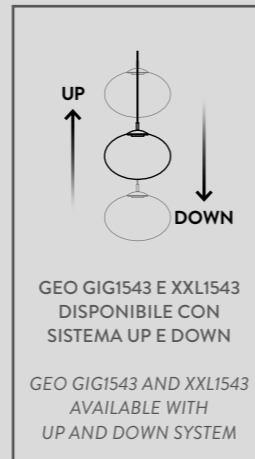
CON COMPONENTI UL
WITH UL COMPONENTS

DISPONIBILE CON DALI
AVAILABLE WITH DALI

GLI ARTICOLI SI POSSONO
RICHIEDERE CON
LED DA *8,4W

PRODUCTS CAN BE
REQUIRED WITH *8,4W LED

*1 x 8,4W DIMM - 22,4-24,8 V
350 mA - CRI >90 - 1202 Lm
144 Lm/W - 3 Step MacAdam
2700°K or 3000°K






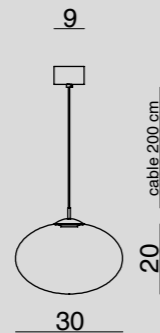
1543.1L

SOSPENSIONE / HANGING LAMP

Glass Ø26 cm - cable 200 cm

LED 1 x 6W DIMM - 500 mA - 2700 or 3000°K

CE   






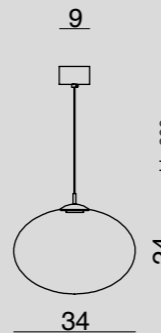
GIG1543.1L

SOSPENSIONE / HANGING LAMP

Glass Ø30 cm - cable 200 cm

LED 1 x 6W DIMM - 500 mA - 2700 or 3000°K

CE   






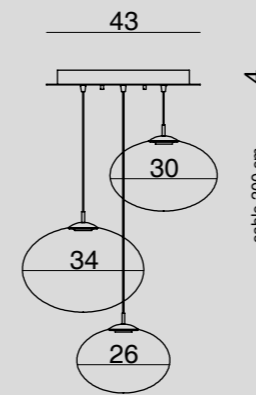
XXL1543.1L

SOSPENSIONE / HANGING LAMP

Glass Ø34 cm - cable 200 cm

LED 1 x 6W DIMM - 500 mA - 2700 or 3000°K

CE   






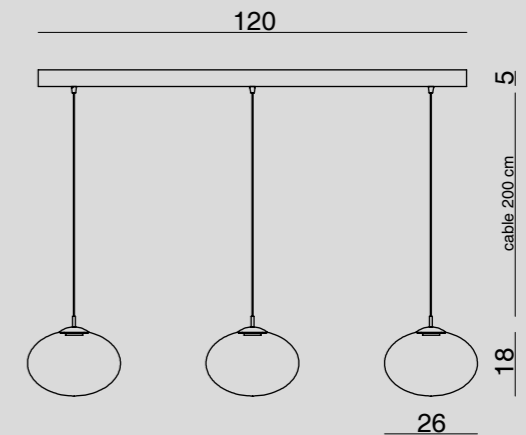
1549MX.43.3L

PLAFONIERA / CEILING LAMP

Glass Ø26-30-34 cm - cable 200 cm

LED 3 x 6W DIMM - 500 mA - 2700 or 3000°K

CE   



1547.120.3L

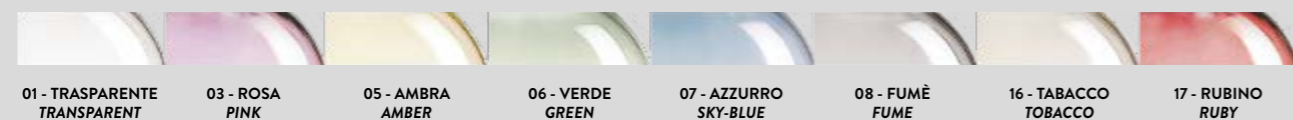
BINARIO / CEILING TRACK

Glass 3x Ø26 cm - cable 200 cm

LED 3 x 6W DIMM - 500 mA - 2700 or 3000°K

CE   

COLORI VETRO DISPONIBILI / AVAILABLE GLASS COLOURS



ARTICOLI GIG E XXL NEL COLORE FUMÈ: SUPPLEMENTO DEL 10% SUL PREZZO DEL COLORATO / PRODUCTS GIG AND XXL IN FUME COLOR: 10% SURCHARGE ON THE PRICE OF THE COLOURED

FINITURA METALLICA DISPONIBILE / METAL FINISH AVAILABLE

Finitura galvanica a richiesta per strutture singole / Galvanic finish on demand for single structures





3x XXL1533.1L
Glass: transparent
Structure: satin gold

AERON^{©©}

LAMPADA AERON

AERON È UNA NUOVA FAMIGLIA DI LAMPADE, A SOSPENSIONE E DA TAVOLO. LA SCOCCA, INTERAMENTE REALIZZATA IN VETRO SOFFIATO A MANO, È CARATTERIZZATA DA UN VETRO A DOPPIA CAMERA. LA CAMERA INTERNA È SATINATA PER DIFFONDERE IN MODO PIÙ ARMONICO E NATURALE LA LUCE E PER RIDURRE L'ABBAGLIAMENTO, LA SUPERFICIE ESTERNA INVECE È TRASPARENTE E PUÒ ESSERE REALIZZATA IN DIVERSI COLORI. LE MONTATURE METALLICHE SONO DISPONIBILI IN CROMO, ORO SATINATO E NICHEL NERO SATINATO.

LA LAMPADA A SOSPENSIONE È REALIZZATA IN 4 VARIANTI DIMENSIONALI, DA 13 FINO A 28 CM DI DIAMETRO CON UN'ALTEZZA COMPRESA TRA I 28 E I 55 CM.

LA VERSIONE DA TAVOLO È REALIZZATA INVECE IN 3 DIMENSIONI DIVERSE: 13, 21 E 28 CM DI DIAMETRO CON UN'ALTEZZA DI 29, 49, E 56 CM. SULLA PARTE SUPERIORE TROVIAMO UN COMODO ANELLO DI METALLO, CHE SERVE PER TRASPORTARE LA LAMPADA, QUASI COME FOSSE UNA LANTERNA.

LA LAMPADA È LEGGERISSIMA, LA CUPOLA IN VETRO SEMBRA CUSTODIRE LA LUCE PER PROTEGGERLA E LASCIARLA BRILLARE IN ETERNO, COME UNA TECA. LA LUCE VIENE DIFFUSA IN MODO MOLTO OMOGENEO LUNGO LA GENEROSA SUPERFICIE INTERNA DELLA LAMPADA E QUESTO GARANTISCE UNA QUALITÀ DI LUCE MOLTO ELEVATA. LA PULIZIA DELLE LINEE CONSENTE UNA GRANDE VERSATILITÀ DI INSTALLAZIONE, SIA PER AMBIENTI HOME CHE PER HOTEL, RISTORANTI E RETAIL.

AERON IS A NEW COLLECTION OF TABLE AND SUSPENSION LAMPS. THE BODY IS CHARACTERIZED BY A DOUBLE-CHAMBER GLASS AND IS ENTIRELY MADE OF HAND-BLOWN GLASS. THE INNER CHAMBER IS SATIN-FINISHED TO DIFFUSE THE LIGHT IN A MORE HARMONIOUS AND NATURAL WAY AND TO REDUCE GLARE, WHILE THE OUTER SURFACE IS TRANSPARENT AND CAN BE MADE IN DIFFERENT COLORS. THE METAL STRUCTURE IS AVAILABLE IN CHROME, SATIN GOLD AND SATIN BLACK NICKEL FINISH.

THE PENDANT LAMP IS MADE IN 4 SIZE VARIANTS, STARTING FROM 13 UP TO 28 CM IN DIAMETER WITH A HEIGHT BETWEEN 28 AND 55 CM.

THE TABLE VERSION IS INSTEAD MADE IN 3 DIFFERENT SIZES: 13, 21 AND 28 CM DIAMETER WITH A HEIGHT OF 29, 49, AND 56 CM. ON THE TOP WE FIND A CONVENIENT METAL RING USEFUL TO CARRY THE LAMP LIKE A LANTERN.

THE LAMP IS VERY LIGHT, THE GLASS DOME SEEMS TO PROTECT THE LIGHT AND LET IT SHINE FOREVER, LIKE A SHRINE. THE LIGHT IS DIFFUSED IN A VERY HOMOGENEOUS WAY ALONG THE BIG SATIN SURFACE OF THE LAMP AND THIS GUARANTEES A VERY HIGH QUALITY OF LIGHT. THE CLEAN LINES ALLOW GREAT VERSATILITY OF INSTALLATION BOTH FOR HOME ENVIRONMENTS AND FOR HOTELS, RESTAURANTS AND RETAIL.



LU1530
Glass: transparent
Structure: satin black nickel



LUGIG1530
 Glass: amber (05)
 Structure: satin black nickel

LU1530
LUGIG1530
LUXXL1530
 Glass: transparent
 Structure: satin black nickel






1533.1L
MED1533.1L
GIG1533.1L
Glass: transparent
Structure: satin gold



FINITURA METALLICA DISPONIBILE: cromo, oro satinato, nichel nero satinato
METAL STRUCTURE AVAILABLE: chrome, satin gold, satin black nickel

ULTERIORI COMPOSIZIONI A RICHIESTA
 ADDITIONAL COMPOSITIONS ON DEMAND


DIMMABLE WITH:
 DIMMABLE BULBS (NOT INCLUDED) 
DIMMERABILE CON:
 LAMPADINE DIMMERABILI (NON INCLUDE)

- CAVO ELETTRICO IN GOMMA NERO
 BLACK RUBBER ELECTRIC CABLE

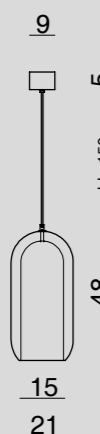
- STRUTTURA E ROSONE SINGOLO DISPONIBILE IN: Oro satinato, Nichel nero satinato - senza sovrapprezzo
 STRUCTURE AND SMALL SINGLE CANOPY AVAILABLE IN: Satin gold, Satin black nickel - without surcharge

- BINARI E PIASTRE DISPONIBILI SOLO IN: Cromo, Bianco opaco, Nero opaco, Cromo spazzolato
 TRACKS AND PLATES AVAILABLE ONLY IN: Chrome, Matt white, Matt black, Brushed chrome

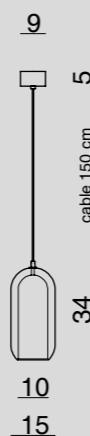
- STRUTTURA IN OTTONE GALVANIZZATO
 STRUCTURE IN GALVANIZED BRASS



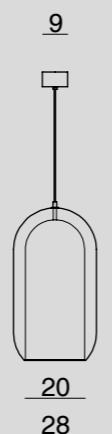
1533.1L
 SOSPENSIONE / HANGING LAMP
 Glass Ø13 cm - cavo/cable 150 cm
 E14 1 x max 42W 220-240V
 CE IP20 1m



GIG1533.1L
 SOSPENSIONE / HANGING LAMP
 Glass Ø21 cm - cavo/cable 150 cm
 E27 1 x max 70W 220-240V
 CE IP20 1m



MED1533.1L
 SOSPENSIONE / HANGING LAMP
 Glass Ø15 cm - cavo/cable 150 cm
 E27 1 x max 70W 220-240V
 CE IP20 1m



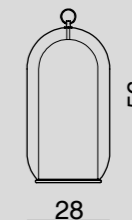
XXL1533.1L
 SOSPENSIONE / HANGING LAMP
 Glass Ø28 cm - cavo/cable 150 cm
 E27 1 x max 70W 220-240V
 CE IP20 1m



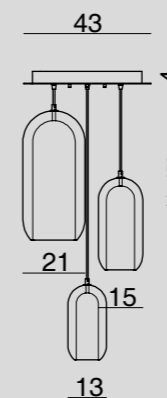
LU1530
 LAMPADA DA TAVOLO / TABLE LAMP
 Glass Ø13 cm - H 29 cm
 E14 1 x max 40W 220-240V
 CE IP20 1m



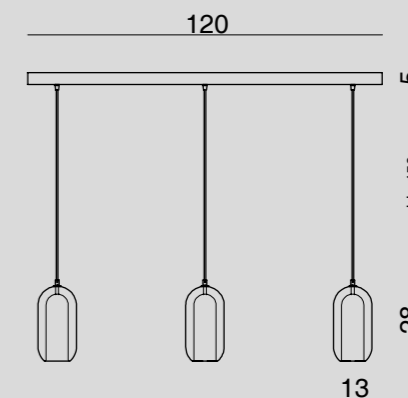
LUGIG1530
 LAMPADA DA TAVOLO / TABLE LAMP
 Glass Ø21 cm - H 49 cm
 E27 1 x max 60W 220-240V
 CE IP20 1m



LUXXL1530
 LAMPADA DA TAVOLO / TABLE LAMP
 Glass Ø28 cm - H 56 cm
 E27 1 x max 60W 220-240V
 CE IP20 1m

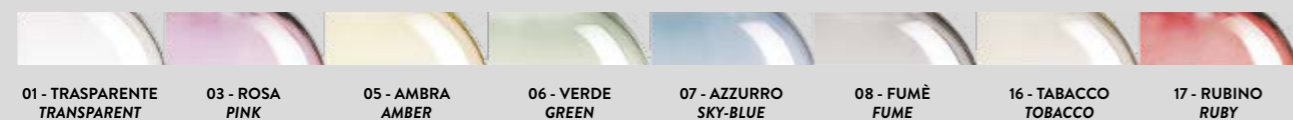


1539MX.43.3L
 PLAFONIERA / CEILING LAMP
 Glass Ø13/15/21 cm - cavo/cable 150 cm
 E14 1 x max 42W 220-240V
 E27 2 x max 70W 220-240V
 CE IP20 1m



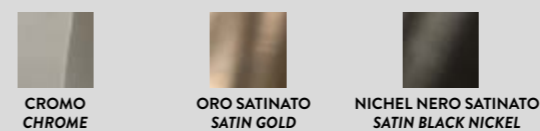
1537.120.3L
 BINARIO / CEILING TRACK
 Glass 3x Ø13 cm - cavo/cable 150 cm
 E14 3 x max 42W 220-240V
 CE IP20 1m

COLORI VETRO DISPONIBILI / AVAILABLE GLASS COLOURS



ARTICOLI GIG NEL COLORE FUMÈ: SUPPLEMENTO DEL 10% SUL PREZZO DEL COLORATO / PRODUCTS GIG IN FUME COLOR: 10% SURCHARGE ON THE PRICE OF THE COLOURED

FINITURA METALLICA DISPONIBILE / METAL FINISH AVAILABLE




1393
GIG1393
XXL1393
Glass: amber (05), tobacco (16)

FLUTE[©]



XXL1393.1L
Glass: rose gold



1399MX.43.3L
Glass: black
Plate: matt black




AP1391.1L
Glass: tobacco (16)
Structure: matt black

GIG1393.2L
Glass: tobacco (16)
Structure: matt black

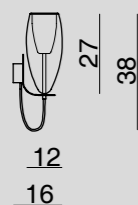
LUGIG1390.1L
Glass: tobacco (16)
Structure: matt black

FINITURA METALLICA DISPONIBILE: cromo, cromo spazzolato, bianco opaco, nero opaco
METAL STRUCTURE AVAILABLE: chrome, brushed chrome, matt white, matt black

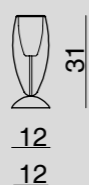
ULTERIORI COMPOSIZIONI A RICHIESTA
 ADDITIONAL COMPOSITIONS ON DEMAND

DIMMABLE WITH:
 DIMMABLE BULBS (NOT INCLUDED) 
DIMMERABILE CON:
 LAMPADINE DIMMERABILI (NON INCLUDE)

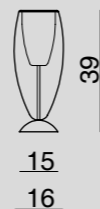
- CAVO ELETTRICO TRASPARENTE, A RICHIESTA: TESSILE NERO
 TRANSPARENT ELECTRIC CABLE, ON DEMAND: BLACK TEXTILE



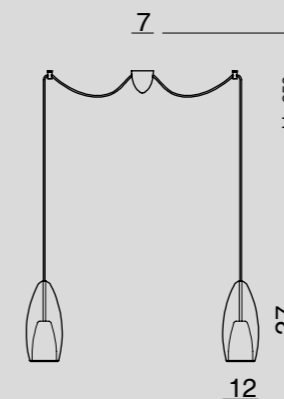
AP1391.1L
 APPLIQUE / WALL LAMP
 Glass Ø12 cm - cavo/cable 50 cm
 E14 1 x max 60W 220-240V
 CE IP20 1m



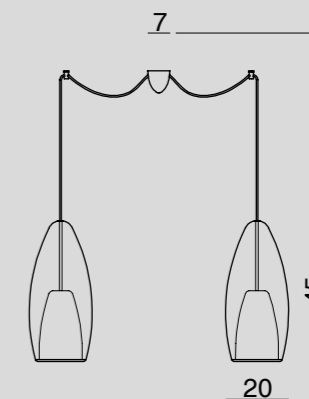
LU1390.1L
 LAMPADA DA TAVOLO / TABLE LAMP
 Glass Ø12 cm - H 31 cm
 E14 1 x max 60W 220-240V
 CE IP20 1m



LUG1390.1L
 LAMPADA DA TAVOLO / TABLE LAMP
 Glass Ø16 cm - H 39 cm
 E27 1 x max 60W 220-240V
 CE IP20 1m




1393.2L
 SOSPENSIONE / HANGING LAMP
 Glass 2x Ø12 cm - cavo/cable 250 cm
 E14 2 x max 60W 220-240V
 CE IP20 1m



XXL1393.2L
 SOSPENSIONE / HANGING LAMP
 Glass 2x Ø20 cm - cavo/cable 250 cm
 E27 2 x max 105W 220-240V
 CE IP20 1m



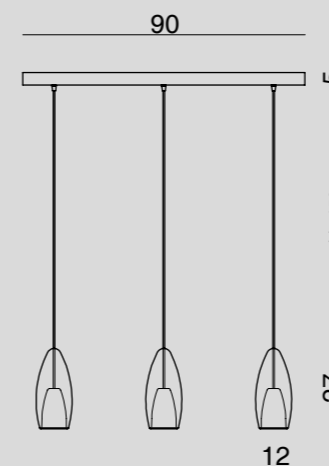
1393.1L
 SOSPENSIONE / HANGING LAMP
 Glass Ø12 cm - cavo/cable 150 cm
 E14 1 x max 60W 220-240V
 CE IP20 1m



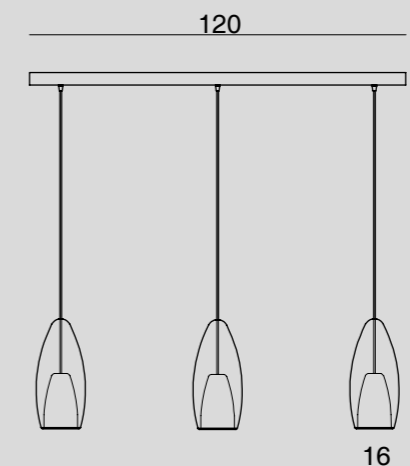
GIG1393.1L
 SOSPENSIONE / HANGING LAMP
 Glass Ø16 cm - cavo/cable 150 cm
 E27 1 x max 105W 220-240V
 CE IP20 1m



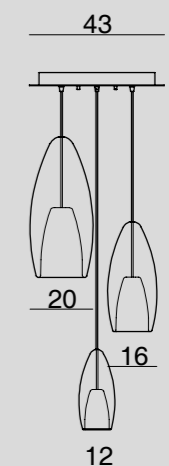
XXL1393.1L
 SOSPENSIONE / HANGING LAMP
 Glass Ø20 cm - cavo/cable 150 cm
 E27 1 x max 105W 220-240V
 CE IP20 1m



1397.90.3L
 BINARIO / CEILING TRACK
 Glass 3x Ø12 cm - cavo/cable 150 cm
 E14 3 x max 60W 220-240V
 CE IP20 1m



GIG1397.120.3L
 BINARIO / CEILING TRACK
 Glass 3x Ø16 cm - cavo/cable 150 cm
 E27 3 x max 105W 220-240V
 CE IP20 1m




1399MX.43.3L
 PLAFONIERA / CEILING LAMP
 Glass Ø12/16/20 cm - cavo/cable 150 cm
 E14 1 x max 60W 220-240V
 E27 2 x max 105W 220-240V
 CE IP20 1m

COLORI VETRO DISPONIBILI / AVAILABLE GLASS COLOURS




ARTICOLI GIG E XXL NEL COLORE FUMÈ: SUPPLEMENTO DEL 10% SUL PREZZO DEL COLORATO / PRODUCTS GIG AND XXL IN FUME COLOR: 10% SURCHARGE ON THE PRICE OF THE COLOURED

COLORI VETRO METALLIZZATO DISPONIBILI / METALLIC GLASS COLOURS AVAILABLE



FINITURA METALLICA DISPONIBILE / METAL FINISH AVAILABLE



ECLISSE[®] MAX

Plate **P40X130**

2x **1563**

Glass: *fume (08), amber (05)*

3x **GIG1563**

Glass: *amber (05), black, bronze*

2x **XXL1563**

Glass: *black, bronze*



Plate P50

2x 1563

Glass: fume (08), amber (05)

2x GIG1563

Glass: bronze

1x XXL1563

Glass: black



2x 1563.1L

Glass: amber (05)

Canopy: satin black nickel



1563
GIG1563
XXL1563
Glass: amber (05), transparent, bronze, black



2x XXL1563.1L
Glass: bronze
Canopy: satin black nickel

FINITURA METALLICA DISPONIBILE: cromo, cromo spazzolato, bianco opaco, nero opaco
METAL STRUCTURE AVAILABLE: chrome, brushed chrome, matt white, matt black

A RICHIESTA:
ON DEMAND:

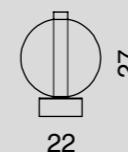
- CAVO ELETTRICO COASSIALE A BASSA TENSIONE TRASPARENTE O NERO
COAXIAL LOW VOLTAGE ELECTRIC CABLE IN TRANSPARENT OR BLACK
- ROSONE SINGOLO DISPONIBILE IN: Oro satinato, Oro rosa satinato, Nichel nero satinato - senza sovrapprezzo
SMALL SINGLE CANOPY AVAILABLE IN: Satin gold, Satin rose gold, Satin black nickel - without surcharge
- BINARI E PIASTRE DISPONIBILI SOLO IN: Cromo, Bianco opaco, Nero opaco, Cromo spazzolato
TRACKS AND PLATES AVAILABLE ONLY IN: Chrome, Matt white, Matt black, Brushed chrome
- STRUTTURA PORTALAMPADA IN ALLUMINIO
ALUMINUM LAMP HOLDER
- COMPATIBILE CON CASAMBI
COMPATIBLE WITH CASAMBI
- DRIVER INCLUSO
DRIVER INCLUDED
- DIMMERABILE: SÌ (A TAGLIO DI FASE) - SCHEDA LED SOSTITUIBILE DA PROFESSIONISTA
DIMMABLE: YES (PHASE-CUT DIMMER TRIAC) - LED IS REPLACEABLE BY PROFESSIONAL

CON COMPONENTI UL
WITH UL COMPONENTS

DISPONIBILE CON DALI
AVAILABLE WITH DALI

LED DISPONIBILI PER LA LINEA ECLISSE MAX[®] / LEDS AVAILABLE FOR ECLISSE MAX[®]:
LED 1 x 6W DIMM - 11,2-12,8 V - 500 mA - CRI >90 - 866 Lm - 144 Lm/W - 3 Step MacAdam - 2700°K
LED 1 x 6W DIMM - 11,2-12,8 V - 500 mA - CRI >90 - 866 Lm - 144 Lm/W - 3 Step MacAdam - 3000°K

I LUMEN INDICATI CORRISPONDONO ALL'INTENSITÀ LUMINOSA ALL'ORIGINE DELLA SCHEDA LED
LUMEN INDICATED CORRESPONDS TO THE LUMINOUS INTENSITY AT THE ORIGIN OF THE LED BOARD



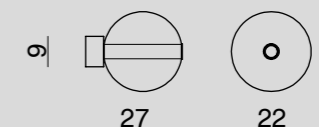
LU1560.1L

LUMETTO / TABLE LAMP

Ø22 x H 27 cm

LED 1 x 6W - 500 mA - 2700 or 3000°K

CE IP20 Δ 1m



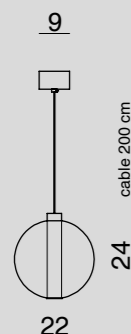
AP1561.1L

APPLIQUE / WALL LAMP

L22 x P27 x H 22 cm

LED 1 x 6W DIMM - 500 mA - 2700 or 3000°K

CE IP20 Δ 1m



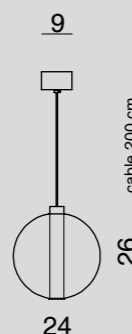
1563.1L

SOSPENSIONE / HANGING LAMP

Glass Ø22 H 24 cm - cable 200 cm

LED 1 x 6W DIMM - 500 mA - 2700 or 3000°K

CE IP20 Δ 1m



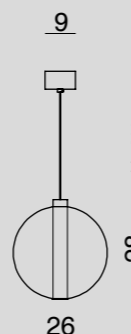
GIG1563.1L

SOSPENSIONE / HANGING LAMP

Glass Ø24 H 26 cm - cable 200 cm

LED 1 x 6W DIMM - 500 mA - 2700 or 3000°K

CE IP20 Δ 1m



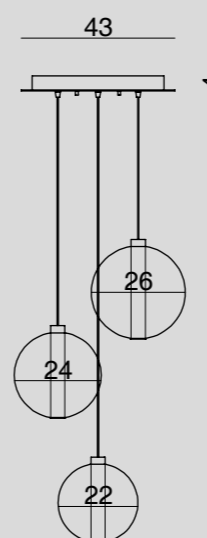
XXL1563.1L

SOSPENSIONE / HANGING LAMP

Glass Ø26 H 28 cm - cable 200 cm

LED 1 x 6W DIMM - 500 mA - 2700 or 3000°K

CE IP20 Δ 1m



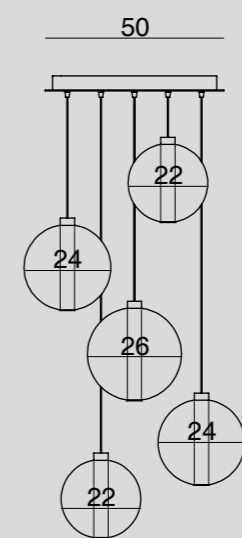
1569MX.43.3L

PLAFONIERA / CEILING LAMP

Glass Ø22-24-26 cm - cable 200 cm

LED 3 x 6W DIMM - 500 mA - 2700 or 3000°K

CE IP20 Δ 1m



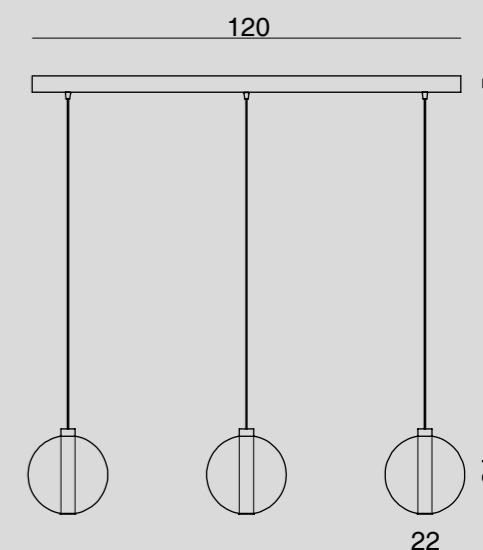
1569MX.50.5L

PLAFONIERA / CEILING LAMP

Glass Ø22-24-26 cm - cable 200 cm

LED 5 x 6W DIMM - 500 mA - 2700 or 3000°K

CE IP20 Δ 1m



1567.120.3L

BINARIO / CEILING TRACK

Glass 3x Ø22 cm - cable 200 cm

LED 3 x 6W DIMM - 500 mA - 2700 or 3000°K


CE IP20 Δ 1m

COLORI VETRO DISPONIBILI / AVAILABLE GLASS COLOURS



ARTICOLI GIG E XXL NEL COLORE FUMÈ: SUPPLEMENTO DEL 10% SUL PREZZO DEL COLORATO / PRODUCTS GIG AND XXL IN FUME COLOR: 10% SURCHARGE ON THE PRICE OF THE COLOURED

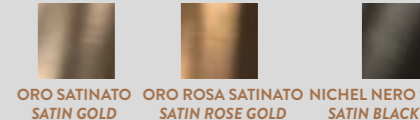
COLORI VETRO METALLIZZATO DISPONIBILI METALLIC GLASS COLOURS AVAILABLE



FINITURA METALLICA DISPONIBILE / METAL FINISH AVAILABLE



Finitura galvanica a richiesta per rosone singolo Galvanic finish on demand for single canopy





1292.37L
Glass: steel, bronze, gold, rose gold, black

ECLISSE[®]



1293.1L
Glass: black



1299.9L
Glass: rose gold



3x APS1291.1L
Glass: black




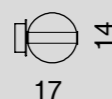
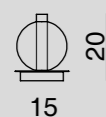
2x S1290.1L
Glass: steel, black

FINITURA METALLICA DISPONIBILE: cromo
METAL STRUCTURE AVAILABLE: chrome




- CAVO ELETTRICO TRASPARENTE, a richiesta: marrone / rosso, senza sovrapprezzo
 TRANSPARENT ELECTRIC CABLE, on demand: brown / red, without surcharge

ULTERIORI COMPOSIZIONI A RICHIESTA
 ADDITIONAL COMPOSITIONS ON DEMAND

DIMMABLE WITH:
 DIMMABLE BULBS (NOT INCLUDED) 
DIMMERABILE CON:
 LAMPADINE DIMMERABILI (NON INCLUDE)



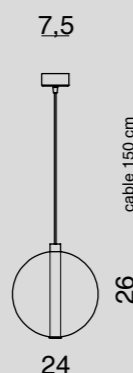
S1290.1L
 LAMPADA DA TAVOLO / TABLE LAMP
 Glass Ø14 cm - H20 cm
 G9 1 x max 33W 230V
 CE IP20   

APS1291.1L
 APPLIQUE / WALL LAMP
 Glass Ø14 cm - P17 - H14 cm
 G9 1 x max 33W 230V
 CE IP20   

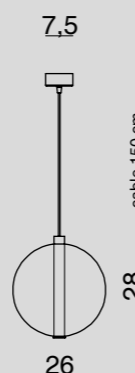
1293.1L
 SOSPENSIONE / HANGING LAMP
 Glass Ø14 cm - cavo/cable 150 cm
 G9 1 x max 33W 230V
 CE IP20   



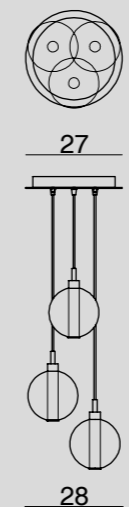
MED1293.1L
 SOSPENSIONE / HANGING LAMP
 Glass Ø22 cm - cavo/cable 150 cm
 G9 1 x max 33W 230V
 CE IP20   







GIG1293.1L
 SOSPENSIONE / HANGING LAMP
 Glass Ø24 cm - cavo/cable 150 cm
 G9 1 x max 33W 230V
 CE IP20   






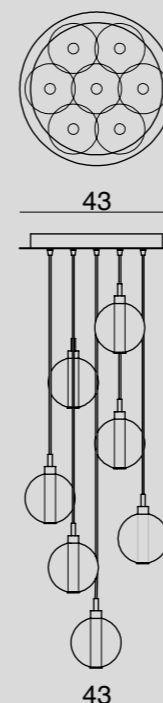
XXL1293.1L
 SOSPENSIONE / HANGING LAMP
 Glass Ø26 cm - cavo/cable 150 cm
 G9 1 x max 33W 230V
 CE IP20   






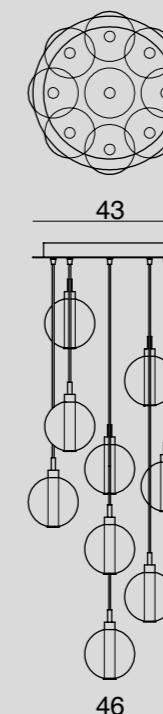
1299.3L
 PLAFONIERA / CEILING LAMP
 Glass 3x Ø14 cm - cavo/cable 150 cm
 G9 3 x max 33W 230V
 CE IP20   







1299.5L
 PLAFONIERA / CEILING LAMP
 Glass 5x Ø14 cm - cavo/cable 150 cm
 G9 5 x max 33W 230V
 CE IP20   






1299.7L
 PLAFONIERA / CEILING LAMP
 Glass 7x Ø14 cm - cavo/cable 150 cm
 G9 7 x max 33W 230V
 CE IP20   



1299.9L
 PLAFONIERA / CEILING LAMP
 Glass 9x Ø14 cm - cavo/cable 150 cm
 G9 9 x max 33W 230V
 CE IP20   




1299.11L
 PLAFONIERA / CEILING LAMP
 Glass 11x Ø14 cm - cavo/cable 150 cm
 G9 11 x max 33W 230V
 CE IP20   

COLORI VETRO DISPONIBILI / AVAILABLE GLASS COLOURS



ARTICOLI GIG E XXL NEL COLORE FUMÈ: SUPPLEMENTO DEL 10% SUL PREZZO DEL COLORATO / PRODUCTS GIG AND XXL IN FUME COLOR: 10% SURCHARGE ON THE PRICE OF THE COLOURED


COLORI VETRO METAL DISPONIBILI PER diam. 14 cm / METAL GLASS COLOURS AVAILABLE FOR diam. 14 cm FINITURA METALLICA DISPONIBILE / METAL FINISH AVAILABLE



FINITURA METALLICA DISPONIBILE: cromo

METAL STRUCTURE AVAILABLE: chrome

ULTERIORI COMPOSIZIONI A RICHIESTA
ADDITIONAL COMPOSITIONS ON DEMAND

DIMMABLE WITH:
DIMMABLE BULBS (NOT INCLUDED) 

DIMMERABILE CON:
LAMPADINE DIMMERABILI (NON INCLUDE)


- CAVO ELETTRICO TRASPARENTE, a richiesta: marrone / rosso, senza sovrapprezzo
TRANSPARENT ELECTRIC CABLE, on demand: brown / red, without surcharge






1292.3L

PLAFONIERA / CEILING LAMP

Glass 3x Ø14 cm - cavo/cable 150 cm

 G9 3 x max 33W 230V


CE   







1292.7L

PLAFONIERA / CEILING LAMP

Glass 7x Ø14 cm - cavo/cable 150 cm

 G9 7 x max 33W 230V

CE   






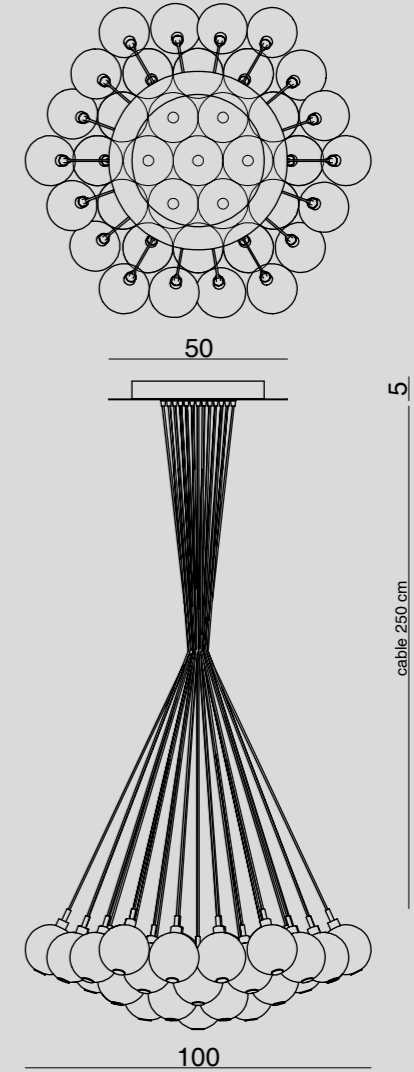
1292.19L

PLAFONIERA / CEILING LAMP

Glass 19x Ø14 cm - cavo/cable 250 cm

 G9 19 x max 33W 230V


CE   



1292.37L

PLAFONIERA / CEILING LAMP

Glass 37x Ø14 cm - cavo/cable 250 cm

 G9 37 x max 33W 230V

CE   


COLORI VETRO DISPONIBILI / AVAILABLE GLASS COLOURS



01 - TRASPARENTE / TRANSPARENT 03 - ROSA / PINK 05 - AMBRA / AMBER 06 - VERDE / GREEN 07 - AZZURRO / SKY-BLUE 08 - FUMÈ / FUME 16 - TABACCO / TOBACCO 17 - RUBINO / RUBY

ARTICOLI GIG E XXL NEL COLORE FUMÈ: SUPPLEMENTO DEL 10% SUL PREZZO DEL COLORATO / PRODUCTS GIG AND XXL IN FUME COLOR: 10% SURCHARGE ON THE PRICE OF THE COLOURED

COLORI VETRO METAL DISPONIBILI PER diam. 14 cm / METAL GLASS COLOURS AVAILABLE FOR diam. 14 cm FINITURA METALLICA DISPONIBILE / METAL FINISH AVAILABLE



NERO / BLACK ACCIAIO / STEEL BRONZO / BRONZE ORO ROSA / ROSE GOLD ORO / GOLD CROMO / CHROME



FOLD^{©©}

DESIGN: CRISTIAN LI VOI



LAMPADA FOLD

Design by Cristian Li Voi Design Studio - Milano

IL TERMINE FOLD SIGNIFICA PIEGARE, ED IN QUESTO CASO PUÒ ESSERE TRADOTTO NELLA SUA FORMA PIÙ SEMPLICE, CIOÈ L'AZIONE CHE SI APPLICA AD UN OGGETTO IN MODO TALE CHE ASSUMA UNA FORMA DIVERSA DA QUELLA INIZIALE, DIVENTANDO QUALCOSA DI NUOVO.

I CONTRASTI TRA PRIMA E DOPO, SEMPLICE E COMPLESSO, LONTANO E VICINO, SONO TUTTI PARTE DELLA RICERCA CHE HA PORTATO ALLA NASCITA DI FOLD. LA FORMA DELLA LAMPADA, ESTERNAMENTE, RIVELA UNA SILHOUETTE DOVE LA PARTE SUPERIORE ED INFERIORE SONO LONTANE.

IN QUEST'AREA, LA LUCE GIOCA NELLO SPAZIO E CI PERMETTE DI ANDARE OLTRE CON LO SGUARDO FINO AL CENTRO. QUA IL PROFILO SUBISCE UNA VARIAZIONE, SOPRA E SOTTO PERDONO DI SIGNIFICATO CREANDO UN TUTT'UNO CON IL BAGLIORE, UN'ILLUSIONE, CHE, PER UN MOMENTO, NON CI PERMETTE DI COMPRENDERE DA DOVE VENGA LA LUCE. LA FLESSIONE CENTRALE DI FOLD PERMETTE DI INTEGRARE NEL VETRO IL CORPO ILLUMINANTE, AGGIUNGENDO UNA FUNZIONE TECNICA AL VALORE ESTETICO. QUESTO È TUTTO CIÒ CHE DERIVA DA UN GESTO SEMPLICE E COMPLESSO ALLO STESSO TEMPO, UNA PIEGA, FOLD.

THE TERM "FOLD" IN ITS SIMPLEST INTERPRETATION IS AN ACTION APPLIED TO AN OBJECT IN SUCH A WAY THAT IT TAKES ON A NEW SHAPE, BECOMING SOMETHING RATHER DIFFERENT. A FOLD'S CONTRAST BETWEEN BEFORE AND AFTER, SIMPLE AND COMPLEX, AND FAR AND NEAR, ARE ALL PART OF THE RESEARCH THAT LED TO THE CREATION OF THE LAMP CALLED FOLD.

FOLD'S OUTLINE TRACES A SILHOUETTE THAT SETS ITS UPPER AND LOWER PARTS FAR APART, ALLOWING LIGHT TO PLAY IN THE GAP IN-BETWEEN, DRAWING OUR GAZE TOWARDS ITS CENTRE. HERE, THE FORM UNDERGOES A STRIKING CHANGE. ABOVE AND BELOW LOSE MEANING, CREATING A ONENESS, AN ILLUSION THAT OBFUSCATES WHERE EXACTLY THE LIGHT COMES FROM. ITS SOURCE IS, IN FACT, FULLY INCORPORATED WITHIN THE GLASS OF FOLD'S CENTRAL CREASE, ADDING TECHNICAL ACCOMPLISHMENT TO THE LAMP'S HIGH AESTHETIC VALUE. ALL THIS COMES FROM A GESTURE AT ONCE SIMPLE AND COMPLEX, A FOLD.



LUGIG1515.1L
Glass: transparent
Structure: matt black




GIG1513.1L
Glass: transparent

2x **GIG1513.1L**
Glass: transparent





3x GIG1516.1L
 Glass: transparent
 Structure: matt black



3x AP1511.1L
 Glass: transparent
 Structure: matt black

FINITURA METALLICA DISPONIBILE: cromo, nero opaco
METAL STRUCTURE AVAILABLE: chrome, matt black

- CAVO ELETTRICO IN GOMMA NERO
BLACK RUBBER ELECTRIC CABLE
- STRUTTURA PORTALAMPADA IN ALLUMINIO
ALUMINUM LAMP HOLDER
- COMPATIBILE CON CASAMBI
COMPATIBLE WITH CASAMBI
- DRIVER INCLUSO
DRIVER INCLUDED
- DIMMERABILE: SÌ (A TAGLIO DI FASE) - SCHEDA LED SOSTITUIBILE DA PROFESSIONISTA
DIMMABLE: YES (PHASE-CUT DIMMER TRIAC) - LED IS REPLACEABLE BY PROFESSIONAL

LED DISPONIBILI PER LA LINEA FOLD® / LEDS AVAILABLE FOR FOLD®:

PER APPLIQUE / FOR WALL LAMPS:

LED 12,8W Dimmer Triac - 1615 Lm - 126 Lm/W - IP20 - CC 350mA - CRI Typ.95 - 32-40V - 180° - 2700°K o/lor 3000°K

PER SOSPENSIONI, BINARI, PLAFONIERA, PIANTANA / FOR SUSPENSION, TRACKS, CEILING LAMPS, FLOOR LAMP:


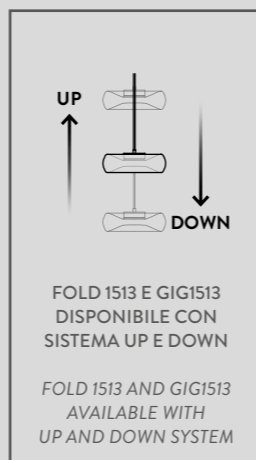
LED 17,4W Dimmer Triac - 2370 Lm - 134,3 Lm/W - IP20 - CC 500mA - CRI Typ.95 - 32-40V - 180° - 2700°K o/lor 3000°K

I LUMEN INDICATI CORRISPONDONO ALL'INTENSITÀ LUMINOSA ALL'ORIGINE DELLA SCHEDA LED
LUMEN INDICATED CORRESPONDS TO THE LUMINOUS INTENSITY AT THE ORIGIN OF THE LED BOARD

**A RICHIESTA:
ON DEMAND:**

CON COMPONENTI UL
WITH UL COMPONENTS

DISPONIBILE CON DALI
AVAILABLE WITH DALI




1513.1L

SOSPENSIONE / HANGING LAMP

Glass Ø24 cm - cavo/cable 150 cm

LED 1 x 17,4W DIMM - 500mA - 2700 or 3000°K

CE IP20 Δ 1m



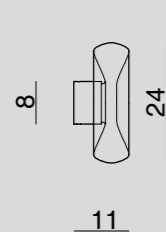
GIG1513.1L

SOSPENSIONE / HANGING LAMP

Glass Ø36 cm - cavo/cable 150 cm

LED 1 x 17,4W DIMM - 500mA - 2700 or 3000°K

CE IP20 Δ 1m



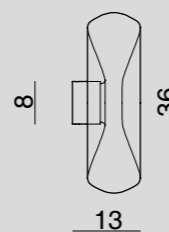
API1511.1L

APPLIQUE / WALL LAMP

Glass Ø24 cm - P 11 cm - H 24 cm

LED 1 x 12,8W DIMM - 350mA - 2700 or 3000°K

CE IP20 Δ 1m



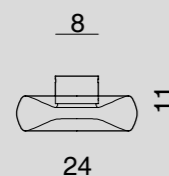
APGIG1511.1L

APPLIQUE / WALL LAMP

Glass Ø36 cm - P 13 cm - H 36 cm

LED 1 x 12,8W DIMM - 350mA - 2700 or 3000°K

CE IP20 Δ 1m



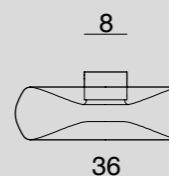
1516.1L

PLAFONIERA / CEILING LAMP

Glass Ø24 cm - H 11 cm

LED 1 x 17,4W DIMM - 500mA - 2700 or 3000°K

CE IP20 Δ 1m



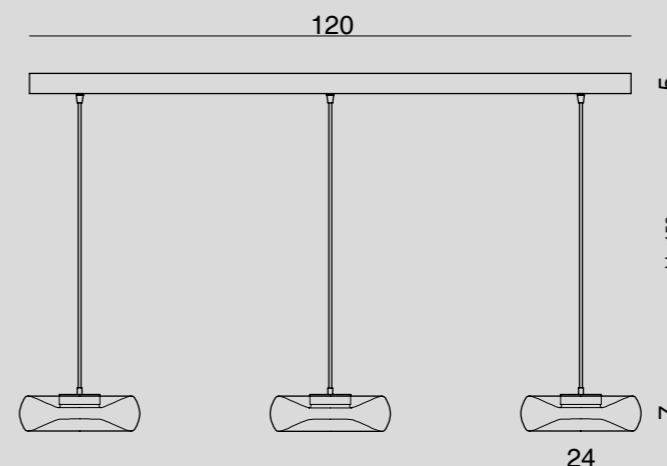
GIG1516.1L

PLAFONIERA / CEILING LAMP

Glass Ø36 cm - H 13 cm

LED 1 x 17,4W DIMM - 500mA - 2700 or 3000°K

CE IP20 Δ 1m




1517.120.3L

BINARIO / CEILING TRACK

Glass 3x Ø24 cm - cable 150 cm

LED 3 x 17,4W DIMM - 500mA - 2700 or 3000°K

CE IP20 Δ 1m



LUGIG1515.1L

PIANTANA / FLOOR LAMP

Piantana Ø36 - H max 185 cm

LED 1 x 17,4W DIMM - 500mA - 2700 or 3000°K

CE IP20 Δ 1m

COLORI VETRO DISPONIBILI / AVAILABLE GLASS COLOURS



ARTICOLI GIG NEL COLORE FUMÈ: SUPPLEMENTO DEL 10% SUL PREZZO DEL COLORATO / PRODUCTS GIG IN FUME COLOR: 10% SURCHARGE ON THE PRICE OF THE COLOURED

FINITURA METALLICA DISPONIBILE / METAL FINISH AVAILABLE





FIJI^{©®}

DESIGN: ENRICO DE LOTTO



1487.120.3L
Glass: matt black
Structure: matt black



ROSONE CON ALL'INTERNO MECCANISMO
UP E DOWN DOTATO DI AVVOLGICAVO

CANOPY EQUIPPED WITH CABLE REEL
UP&DOWN INSIDE MECHANISM

DOWN

UP



GIG1483.1L
Glass: transparent
Structure: matt black

GIG1483.1L
Glass: transparent
Structure: chrome

FINITURA METALLICA DISPONIBILE: cromo, nero opaco

METAL STRUCTURE AVAILABLE: chrome, matt black

- CAVO ELETTRICO IN GOMMA NERO
BLACK RUBBER ELECTRIC CABLE
- STRUTTURA PORTALAMPADA IN ALLUMINIO
ALUMINUM LAMP HOLDER

- COMPATIBILE CON CASAMBI
COMPATIBLE WITH CASAMBI

- DRIVER INCLUSO
DRIVER INCLUDED

- DIMMERABILE: SÌ (A TAGLIO DI FASE) - SCHEDA LED SOSTITUIBILE DA PROFESSIONISTA
DIMMABLE: YES (PHASE-CUT DIMMER TRIAC) - LED IS REPLACEABLE BY PROFESSIONAL

LED DISPONIBILI PER LA LINEA FIJI[®] / LEDS AVAILABLE FOR FIJI[®]:

LED 12,8W Dimmer Triac - 1615 Lm -126 Lm/W - IP20 - CC 350mA - CRI Typ.95 - 32-40V - 180° - 2700°K
LED 12,8W Dimmer Triac - 1615 Lm -126 Lm/W - IP20 - CC 350mA - CRI Typ.95 - 32-40V - 180° - 3000°K

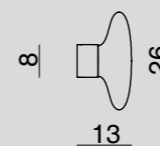
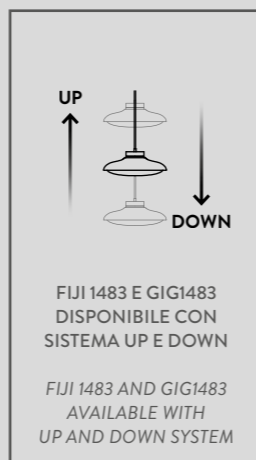
I LUMEN INDICATI CORRISPONDONO ALL'INTENSITÀ LUMINOSA ALL'ORIGINE DELLA SCHEDA LED
LUMEN INDICATED CORRESPONDS TO THE LUMINOUS INTENSITY AT THE ORIGIN OF THE LED BOARD

ULTERIORI COMPOSIZIONI A RICHIESTA
ADDITIONAL COMPOSITIONS ON DEMAND

A RICHIESTA:
ON DEMAND:

CON COMPONENTI UL
WITH UL COMPONENTS

DISPONIBILE CON DALI
AVAILABLE WITH DALI



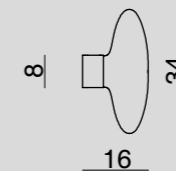
AP1481.1L

APPLIQUE / WALL LAMP

Glass Ø26 - P13 - H26 cm

LED 1 x 12,8W - 350mA - 2700°K or 3000°K

CE IP20 Δ 1m



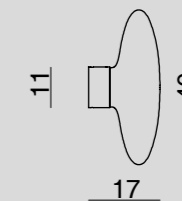
APGIG1481.1L

APPLIQUE / WALL LAMP

Glass Ø34 - P16 - H34cm

LED 1 x 12,8W - 350mA - 2700°K or 3000°K

CE IP20 Δ 1m



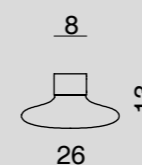
APXXL1481.1L

APPLIQUE / WALL LAMP

Glass Ø40 - P17 - H40cm

LED 1 x 12,8W - 350mA - 2700°K or 3000°K

CE IP20 Δ 1m



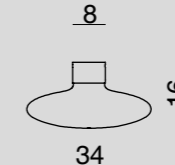
1482.1L

PLAFONIERA / CEILING LAMP

Glass Ø26 - H13 cm

LED 1 x 12,8W - 350mA - 2700°K or 3000°K

CE IP20 Δ 1m



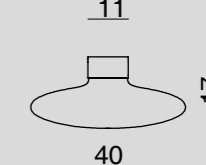
GIG1482.1L

PLAFONIERA / CEILING LAMP

Glass Ø34 - H16 cm

LED 1 x 12,8W - 350mA - 2700°K or 3000°K

CE IP20 Δ 1m



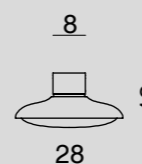
GIG1482.1L

PLAFONIERA / CEILING LAMP

Glass Ø40 - H17 cm

LED 1 x 12,8W - 350mA - 2700°K or 3000°K

CE IP20 Δ 1m



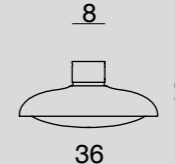
1486.1L

PLAFONIERA / CEILING LAMP

Glass Ø28 - H13 cm

LED 1 x 12,8W - 350mA - 2700°K or 3000°K

CE IP20 Δ 1m



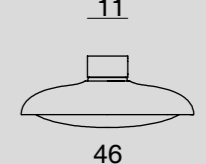
GIG1486.1L

PLAFONIERA / CEILING LAMP

Glass Ø36 - H16 cm

LED 1 x 12,8W - 350mA - 2700°K or 3000°K

CE IP20 Δ 1m



XXL1486.1L

PLAFONIERA / CEILING LAMP

Glass Ø46 - H17cm

LED 1 x 12,8W - 350mA - 2700°K or 3000°K

CE IP20 Δ 1m



1483.1L

SOSPENSIONE / HANGING LAMP

Glass Ø28 - cable 150 cm

LED 1 x 12,8W - 350mA - 2700°K or 3000°K

CE IP20 Δ 1m



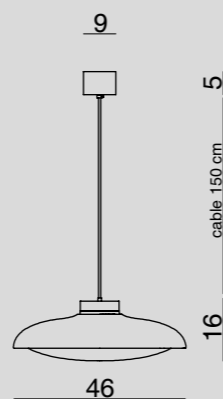
GIG1483.1L

SOSPENSIONE / HANGING LAMP

Glass Ø36 - cable 150 cm

LED 1 x 12,8W - 350mA - 2700°K or 3000°K

CE IP20 Δ 1m



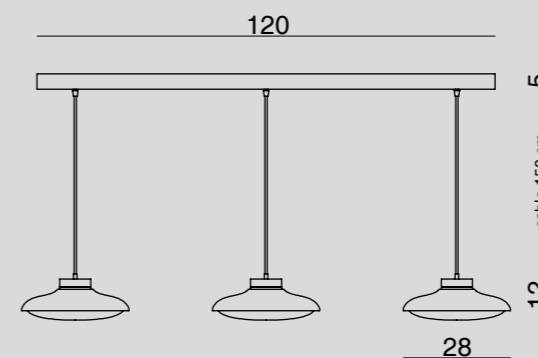
XXL1483.1L

SOSPENSIONE / HANGING LAMP

Glass Ø46 - cable 150 cm

LED 1 x 12,8W - 350mA - 2700°K or 3000°K

CE IP20 Δ 1m



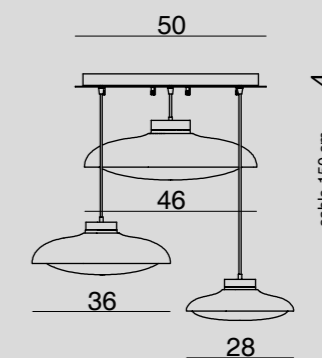
1487.120.3L

BINARIO / CEILING TRACK

Glass 3x Ø28 - cable 150 cm

LED 3 x 12,8W - 350mA - 2700°K or 3000°K

CE IP20 Δ 1m



1489MX.50.3L

PLAFONIERA / CEILING LAMP

Glass Ø28/36/46 cm - cable 150 cm

LED 3 x 12,8W - 350mA - 2700°K or 3000°K

CE IP20 Δ 1m

COLORI VETRO DISPONIBILI / AVAILABLE GLASS COLOURS



ARTICOLI GIG E XXL NEL COLORE FUMÈ: SUPPLEMENTO DEL 10% SUL PREZZO DEL COLORATO / PRODUCTS GIG AND XXL IN FUME COLOR: 10% SURCHARGE ON THE PRICE OF THE COLOURED

FINITURA METALLICA DISPONIBILE / METAL FINISH AVAILABLE





1403
1413
1443
Glass: transparent

AUF[©]

DESIGN: ALBERTO MANZONI



LAMPADA AUF

Design by Alberto Manzoni

“QUANDO HO COMINCIATO A LAVORARE CON CANGINI & TUCCI MI SONO RESO CONTO SUBITO CHE È UN’AZIENDA CON DUE ANIME. DA UNA PARTE C’È IL VETRO, PURO, TRASPARENTE E FRAGILE, QUASI ETereo, ED È LA PARTE CREATIVA DELL’AZIENDA. DALL’ALTRA CI SONO LE MACCHINE: I TORNII, LE FIAMME OSSIDRICHE E I FORNI, IL METALLO, CHE INVECE È L’ANIMA PIÙ RAZIONALE E TECNICA. POI C’È IL FUOCO, CHE È LUCE ED È L’ELEMENTO CHE ANIMA IL VETRO, CHE GLI DÀ FORMA. LE PRIME VOLTE CHE ENTRAVO IN OFFICINA STAVO ORE IMPALATO A GUARDARE I PROCESSI DI TRASFORMAZIONE CHE SONO UN VERO E PROPRIO SPETTACOLO.

CON LA LINEA AUF HO CERCATO DI FAR COESISTERE QUESTE DUE ANIME, DA UNA PARTE LA RAZIONALITÀ DI UN CILINDRO DI METALLO CHE CONTIENE UNA SORGENTE A LED E SI RIPETE UGUALE IN OGNI PRODOTTO, DALL’ALTRA L’ELEMENTO IN VETRO CHE VARIA IN 3 FORME DIFFERENTI E IN DIVERSE FINITURE E COLORI. HO FATTO POI IN MODO CHE METALLO E VETRO SI UNISSERO ATTRAVERSO UN SEMPLICE O-RING DI GOMMA CHE RENDE MOLTO SEMPLICE LA FASE DI MONTAGGIO E SMONTAGGIO DELLA LAMPADA ED EVITA IL CONTATTO DIRETTO TRA I DUE MATERIALI”.


“WHEN I STARTED WORKING WITH CANGINI E TUCCI I REALIZED IMMEDIATELY THAT IT IS A COMPANY WITH TWO SOULS. ON ONE SIDE THERE’S THE GLASS, PURE, TRANSPARENT AND FRAGILE, ALMOST ETHEREAL, AND IS THE CREATIVE PART OF THE COMPANY. ON THE OTHER SIDE THERE ARE THE MACHINES: LATHES, THE TORCHES AND FURNACES, THE METAL, WHICH IS THE RATIONAL SOUL AND TECHNIQUE. THEN THERE IS THE FIRE, WHICH IS LIGHT AND IT IS THE ELEMENT THAT ANIMATES THE GLASS, WHICH GIVES IT SHAPE. THE FIRST TIME I WALKED INTO THE FACTORY I WAS STUCK FOR HOURS WATCHING THE TRANSFORMATION PROCESSES, A REAL SPECTACLE.

WITH AUF I TRIED TO COEXIST THESE TWO SOULS, ON ONE SIDE THE RATIONALITY OF A METAL CYLINDER CONTAINING AN ILLUMINANT SOURCE THAT REPEATS IN EVERY PRODUCT, ON THE OTHER SIDE THE GLASS ELEMENT THAT VARIES IN 4 DIFFERENT SHAPES AND IN DIFFERENT FINISHES AND COLOURS. I THEN HAVE MADE SO THAT, METAL AND GLASS WERE JOINED THROUGH A SIMPLE RUBBER O-RING THAT MAKES THE ASSEMBLY AND DISASSEMBLY OF THE LAMP VERY SIMPLE AND AVOIDS THE DIRECT CONTACT BETWEEN THE TWO MATERIALS”.





AUFMX.43.3L
Glass: fume (08)



1403
1413
1443
Glass: fume (08)

FINITURA METALLICA DISPONIBILE: nero opaco

METAL STRUCTURE AVAILABLE: matt black

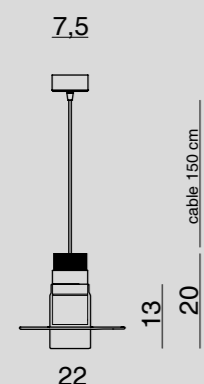
- CAVO ELETTRICO IN TESSUTO NERO
BLACK TEXTILE ELECTRIC CABLE

- DIMMERABILE: SÌ (A TAGLIO DI FASE) - SCHEDA LED SOSTITUIBILE DA PROFESSIONISTA
DIMMABLE: YES (PHASE-CUT DIMMER TRIAC) - LED IS REPLACEABLE BY PROFESSIONAL

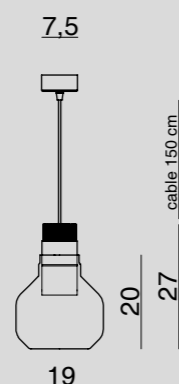
LED DISPONIBILI PER LA LINEA AUF[®] / LEDS AVAILABLE FOR AUF[®]:

LED 15W Dimmer Triac - 1275 Lm - 85 Lm/W - IP20 - CRI 90+ - 230V - 3 step MacAdam - 2700°K
LED 15W Dimmer Triac - 1350 Lm - 90 Lm/W - IP20 - CRI 90+ - 230V - 3 step MacAdam - 3000°K

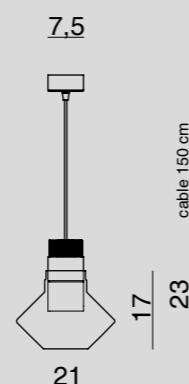
I LUMEN INDICATI CORRISPONDONO ALL'INTENSITÀ LUMINOSA ALL'ORIGINE DELLA SCHEDA LED
LUMEN INDICATED CORRESPONDS TO THE LUMINOUS INTENSITY AT THE ORIGIN OF THE LED BOARD



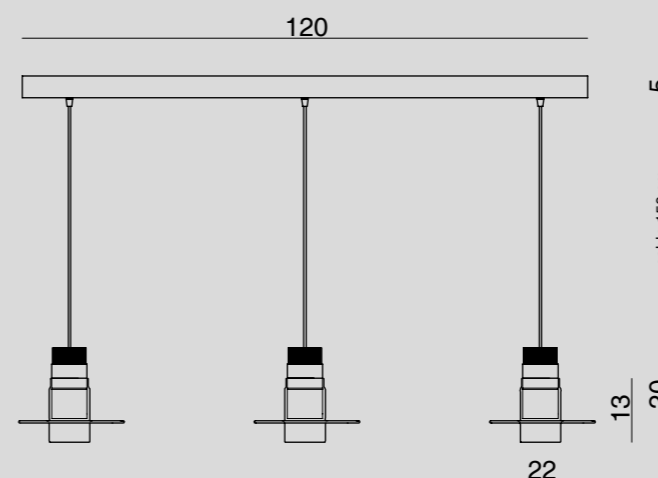
1403.1L (TUBA)
SOSPENSIONE / HANGING LAMP
Glass Ø22 cm - cable 150 cm
LED 1 x 15W - 2700°K or 3000°K - 1350 lm - 230V
Dimmerabilità a taglio di fase / Dimmer Triac
CE IP20 Δ 1m



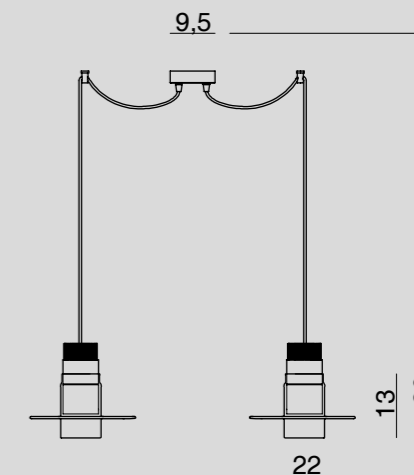
1413.1L (MINI BUATTA)
SOSPENSIONE / HANGING LAMP
Glass Ø19 cm - cable 150 cm
LED 1 x 15W - 2700°K or 3000°K - 1350 lm - 230V
Dimmerabilità a taglio di fase / Dimmer Triac
CE IP20 Δ 1m



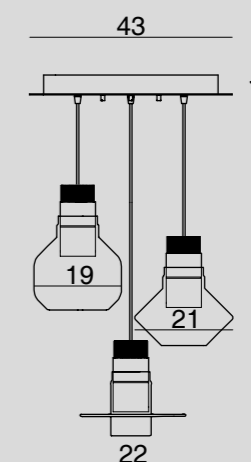
1443.1L (LABO)
SOSPENSIONE / HANGING LAMP
Glass Ø21 cm - cable 150 cm
LED 1 x 15W - 2700°K or 3000°K - 1350 lm - 230V
Dimmerabilità a taglio di fase / Dimmer Triac
CE IP20 Δ 1m



1407.120.3L (TUBA)
BINARIO / CEILING TRACK
Glass 3x Ø22 cm - cable 150 cm
LED 3 x 15W - 2700°K or 3000°K - 1350 lm - 230V
Dimmerabilità a taglio di fase / Dimmer Triac
CE IP20 Δ 1m



1403.2L (TUBA)
SOSPENSIONE / HANGING LAMP
Glass 2x Ø22 cm - cable 250 cm
LED 2 x 15W - 2700°K or 3000°K - 1350 lm - 230V
Dimmerabilità a taglio di fase / Dimmer Triac
CE IP20 Δ 1m

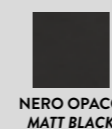


AUFMX.43.3L
PLAFONIERA / CEILING LAMP
Glass Ø19/21/22 cm - cavo/cable 150 cm
LED 3 x 15W - 2700°K or 3000°K - 1350 lm - 230V
Dimmerabilità a taglio di fase / Dimmer Triac
CE IP20 Δ 1m

COLORI VETRO DISPONIBILI / AVAILABLE GLASS COLOURS



FINITURA METALLICA DISPONIBILE / METAL FINISH AVAILABLE





TAO[®]



1389.6L

Glass: titanium, rose-gold
Structure: chrome




GIG1389.3L

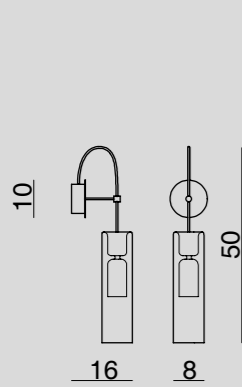
Glass: titanium, rose-gold
Structure: matt black

FINITURA METALLICA DISPONIBILE: cromo
METAL STRUCTURE AVAILABLE: chrome

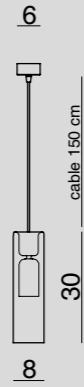
ULTERIORI COMPOSIZIONI A RICHIESTA
 ADDITIONAL COMPOSITIONS ON DEMAND

DIMMABLE WITH:
 DIMMABLE BULBS (NOT INCLUDED) 
DIMMERABILE CON:
 LAMPADINE DIMMERABILI (NON INCLUDE)

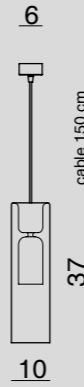
- CAVO ELETTRICO TRASPARENTE, A RICHIESTA: TESSILE NERO
 TRANSPARENT ELECTRIC CABLE, ON DEMAND: BLACK TEXTILE



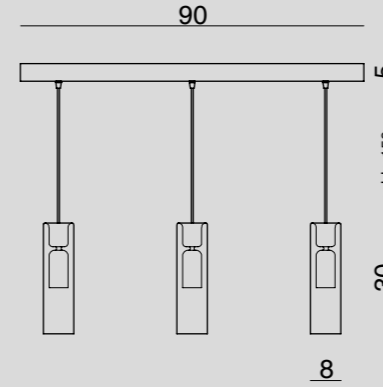
AP1381.1L
 APPLIQUE / WALL LAMP
 L8 P16 H50 cm - cavo/cable 50 cm
 G9 1 x max 42W 230V
 CE IP20 1m



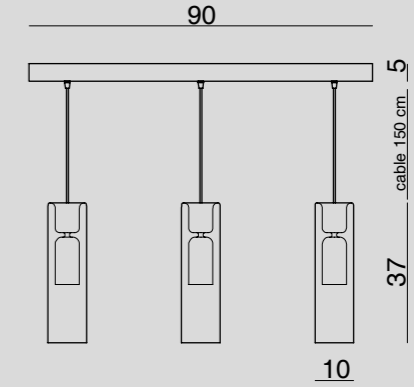
1383.1L
 SOSPENSIONE / HANGING LAMP
 Glass Ø8 cm - cavo/cable 150 cm
 G9 1 x max 42W 230V
 CE IP20 1m



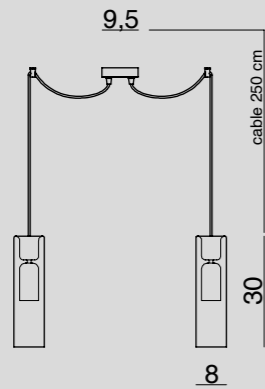
GIG1383.1L
 SOSPENSIONE / HANGING LAMP
 Glass Ø10 cm - cavo/cable 150 cm
 E27 1 x max 70W 220-240V
 CE IP20 1m



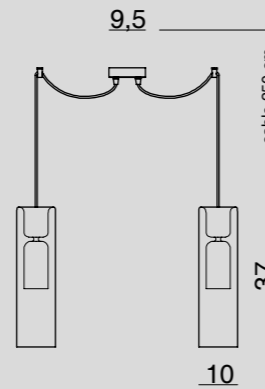
1387.90.3L
 BINARIO / CEILING TRACK
 Glass 7x Ø8 cm - cavo/cable 150 cm
 G9 7 x max 42W 230V
 CE IP20 1m



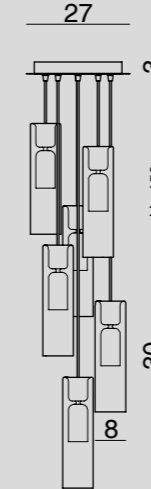
GIG1387.90.3L
 BINARIO / CEILING TRACK
 Glass 3x Ø10 cm - cavo/cable 150 cm
 E27 3 x max 70W 220-240V
 CE IP20 1m



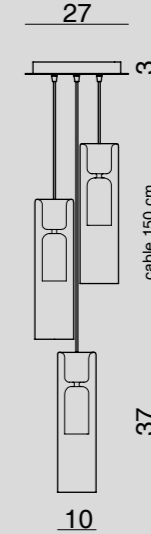
1383.2L
 SOSPENSIONE / HANGING LAMP
 Glass 2x Ø8 cm - cavo/cable 250 cm
 G9 2 x max 42W 230V
 CE IP20 1m



GIG1383.2L
 SOSPENSIONE / HANGING LAMP
 Glass 2x Ø10 cm - cavo/cable 250 cm
 E27 2 x max 70W 220-240V
 CE IP20 1m



1389.6L
 PLAFONIERA / CEILING LAMP
 Glass 6x Glass Ø8 cm - cavo/cable 150 cm
 G9 6 x max 42W 230V
 CE IP20 1m




GIG1389.3L
 SOSPENSIONE / HANGING LAMP
 Glass 3x Ø10 cm - cavo/cable 150 cm
 E27 3 x max 70W 220-240V
 CE IP20 1m

COLORI VETRO DISPONIBILI / AVAILABLE GLASS COLOURS




ARTICOLI GIG NEL COLORE FUMÈ: SUPPLEMENTO DEL 10% SUL PREZZO DEL COLORATO / PRODUCTS GIG IN FUME COLOR: 10% SURCHARGE ON THE PRICE OF THE COLOURED

COLORI VETRO METALLIZZATO DISPONIBILI / METALLIC GLASS COLOURS AVAILABLE



FINITURA METALLICA DISPONIBILE / METAL FINISH AVAILABLE



MIREA[©]

DESIGN: MASSIMILIANO TUCCI
WITH THE COLLABORATION OF CRISTIAN LI VOI







AP1571.14.1L
 Glass: transparent
 Structure: satin black nickel

AP1571.2L
 Glass: transparent
 Structure: satin gold





1574.12+4/16L
Glass: fume (08)
Structure: satin black nickel






LU1570.1L
 Glass: amber (05)
 Structure: satin rose gold



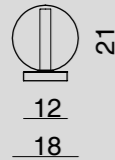
1574.9L
 Glass: transparent
 Structure: satin rose gold

FINITURA METALLICA DISPONIBILE: oro satinato, oro rosa satinato, nichel nero satinato
METAL STRUCTURE AVAILABLE: *satin gold, satin rose gold, satin black nickel*

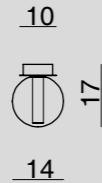
ULTERIORI COMPOSIZIONI A RICHIESTA
 ADDITIONAL COMPOSITIONS ON DEMAND

DIMMABLE WITH:
 DIMMABLE BULBS (NOT INCLUDED) 
DIMMERABILE CON:
 LAMPADINE DIMMERABILI (NON INCLUDE)

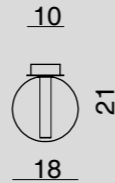
- **STRUTTURA IN OTTONE GALVANIZZATO**
 STRUCTURE IN GALVANIZED BRASS
 - **A RICHIESTA: IL LAMPADARIO PUÒ ESSERE REALIZZATO CON ALTEZZA PERSONALIZZATA**
 (allungando l'elemento fisso fra l'ingombro ed il rosone)
 ON DEMAND: THE CHANDELIER CAN BE MADE WITH CUSTOMIZED HEIGHT
 (extending the metal pipe between the chandelier and the canopy)



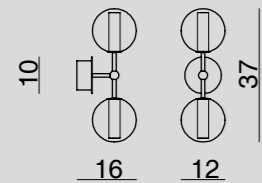
LU1570.1L
 LUMETTO / TABLE LAMP
 Ø18 x H 21 cm
 G9 1 x max 33W 230V
 IP20 1m



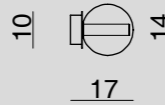
1576.14.1L
 PLAFONIERA / CEILING LAMP
 Ø14 x H 17 cm
 G9 1 x max 33W 230V
 IP20 1m



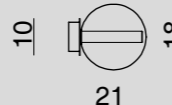
1576.18.1L
 PLAFONIERA / CEILING LAMP
 Ø18 x H 21 cm
 G9 1 x max 33W 230V
 IP20 1m



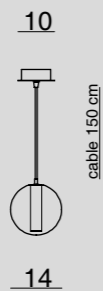
AP1571.2L
 APPLIQUE / WALL LAMP
 L 12 x P 16 x H 37 cm
 G9 2 x max 33W 230V
 IP20 1m



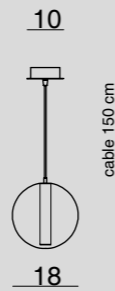
AP1571.14.1L
 APPLIQUE / WALL LAMP
 L 14 x P 17 x H 14 cm
 G9 1 x max 33W 230V
 IP20 1m



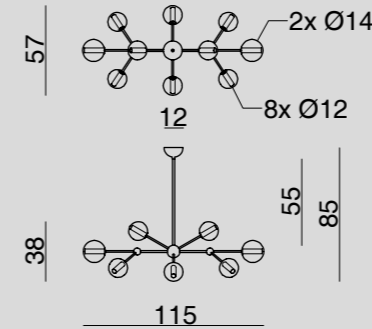
AP1571.18.1L
 APPLIQUE / WALL LAMP
 L 18 x P 21 x H 18 cm
 G9 1 x max 33W 230V
 IP20 1m



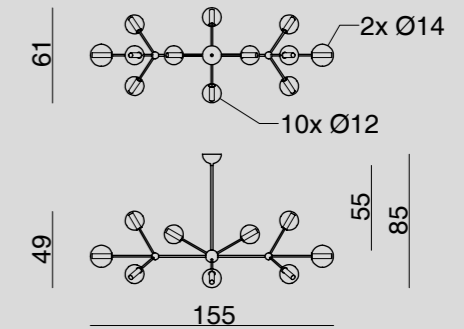
1573.14.1L
 SOSPENSIONE / HANGING LAMP
 Glass Ø14 cm - cable 150 cm
 G9 1 x max 33W 230V
 IP20 1m



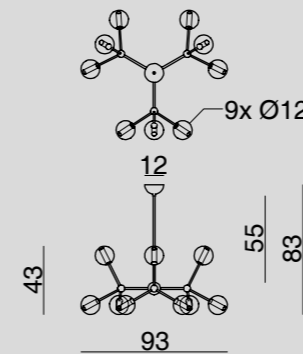
1573.18.1L
 SOSPENSIONE / HANGING LAMP
 Glass Ø18 cm - cable 150 cm
 G9 1 x max 33W 230V
 IP20 1m



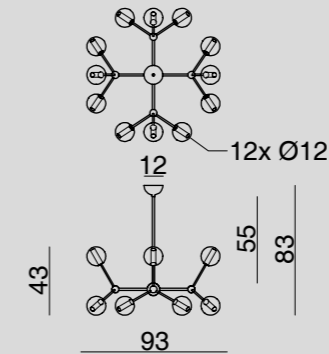
1574.10L.LIN
 LAMPADARIO / CHANDELIER
 L 115 - P 57 - H 85 cm
 G9 10 x max 33W 230V
 IP20 1m



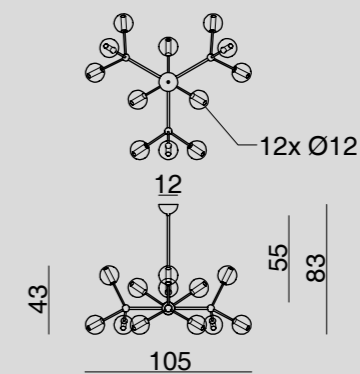
1574.12L.LIN
 LAMPADARIO / CHANDELIER
 L 155 - P 61 - H 85 cm
 G9 12 x max 33W 230V
 IP20 1m



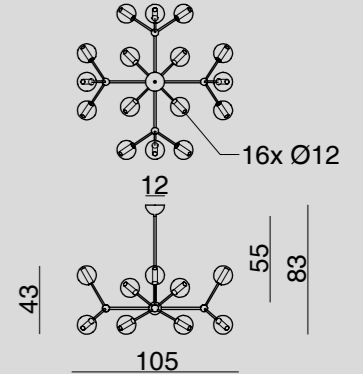
1574.9L
 LAMPADARIO / CHANDELIER
 Ø93 x H 83 cm
 G9 9 x max 33W 230V
 IP20 1m



1574.12L
 LAMPADARIO / CHANDELIER
 Ø93 x H 83 cm
 G9 12 x max 33W 230V
 IP20 1m



1574.9+3/12L
 LAMPADARIO / CHANDELIER
 Ø105 x H 83 cm
 G9 12 x max 33W 230V
 IP20 1m

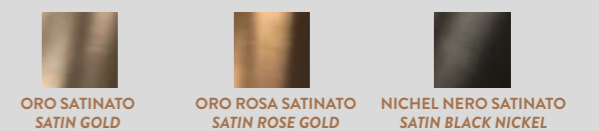


1574.12+4/16L
 LAMPADARIO / CHANDELIER
 Ø105 x H 83 cm
 G9 16 x max 33W 230V
 IP20 1m

COLORI VETRO DISPONIBILI / AVAILABLE GLASS COLOURS



FINITURA METALLICA DISPONIBILE / METAL FINISH AVAILABLE





SCARLETT[©]

DESIGN: CANGINI E TUCCI
WITH THE COLLABORATION OF ALBERTO MANZONI



1495.2L
 Glass: satin white
 Structure: satin gold




1493.8+8/16L
 Glass: satin white
 Structure: brushed bronze



AP1490.2L
Glass: satin white
Structure: satin black nickel

FINITURA METALLICA DISPONIBILE: ottone spazzolato (01), bronzo spazzolato (02)
METAL STRUCTURE AVAILABLE: brushed brass (01), brushed bronze (02)

ULTERIORI COMPOSIZIONI A RICHIESTA
 ADDITIONAL COMPOSITIONS ON DEMAND

DIMMABLE WITH:
 DIMMABLE BULBS (NOT INCLUDED) 
DIMMERABILE CON:
 LAMPADINE DIMMERABILI (NON INCLUDE)

- **STRUTTURA METALLICA IN OTTONE**
 BRASS METAL STRUCTURE

- **A RICHIESTA: IL LAMPADARIO PUÒ ESSERE REALIZZATO CON ALTEZZA PERSONALIZZATA**
 (allungando l'elemento fisso fra l'ingombro ed il rosone)

ON DEMAND: THE CHANDELIER CAN BE MADE WITH CUSTOMIZED HEIGHT
 (extending the metal pipe between the chandelier and the canopy)

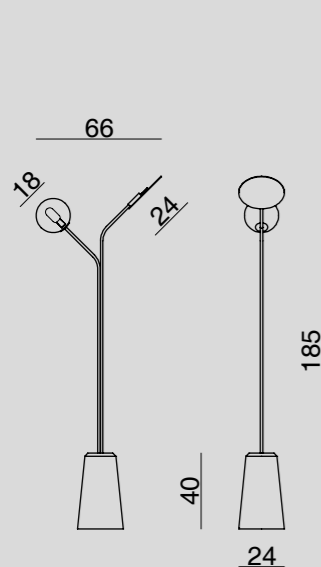
LED DISPONIBILE PER 1495.2L e AP1490.2L / LED AVAILABLE FOR 1495.2L e AP1490.2L:

LED 10W - 915 Lm - 92 Lm/W - 230V - 3000°K

I LUMEN INDICATI CORRISPONDONO ALL'INTENSITÀ LUMINOSA ALL'ORIGINE DELLA BACCHETTA LED
 LUMEN INDICATED CORRESPONDS TO THE LUMINOUS INTENSITY AT THE ORIGIN OF THE LED LIGHT BAR


FINITURA METALLICA PER ARTICOLI 1495.2L E AP1490.2L DISPONIBILI SOLO IN:
 oro satinato, nichel nero satinato (senza sovrapprezzo)

METAL FINISH FOR CODES 1495.2L AND AP1490.2L AVAILABLE ONLY IN:
 satin gold, satin black nickel (without surcharge)

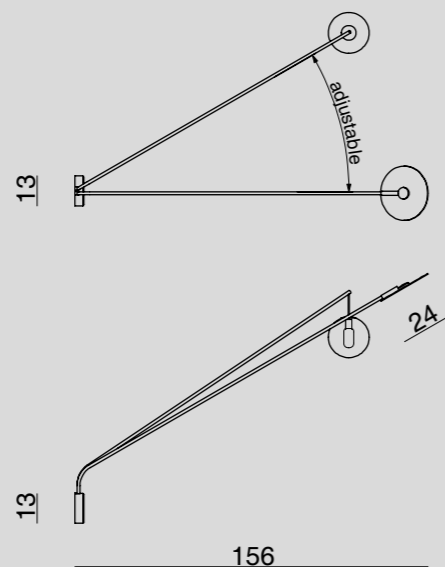


1495.2L

PIANTANA / FLOOR LAMP
 L24 - P66 - H185 cm

 E14 1 x max 42W 220-240V - LED 1 x 10W

CE  

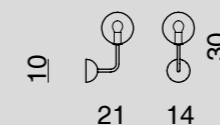
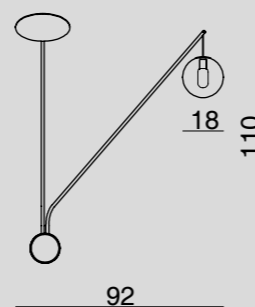


AP1490.2L

APPLIQUE / WALL LAMP
 L92 P156 H110 cm


 E14 1 x max 42W 220-240V - LED 1 x 10W

CE  

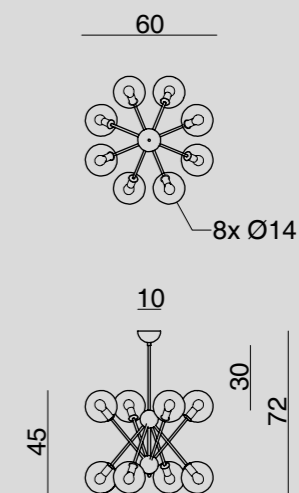


AP1491.1L

APPLIQUE / WALL LAMP
 L14 - P21 - H30 cm


 E14 1 x max 42W 220-240V



CE  

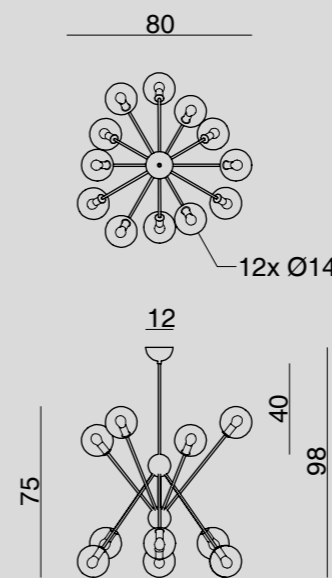


1493.4+4/8L

SOSPENSIONE / HANGING LAMP
 Ø60 - H72 cm


 E14 8 x max 42W 220-240V

CE  

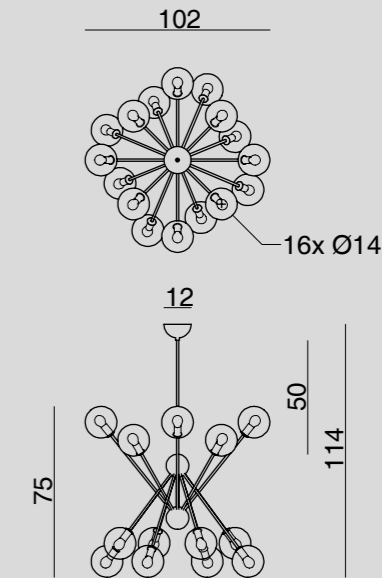


1493.6+6/12L

SOSPENSIONE / HANGING LAMP
 Ø80 - H98 cm


 E14 12 x max 42W 220-240V

CE  



1493.8+8/16L

SOSPENSIONE / HANGING LAMP
 Ø102 - H114 cm

 E14 16 x max 42W 220-240V

CE  

COLORI VETRO DISPONIBILI / AVAILABLE GLASS COLOURS



Finitura galvanica per articoli 1495.2L e AP1490.2L / Galvanic finish only for codes 1495.2L e AP1490.2L

STRUTTURA IN OTTONE DISPONIBILE / AVAILABLE BRASS STRUCTURE



GIG1253.1L
RGIG1253.1L
Glass: ruby (17)



LACRIMA[®]



RGIG1253.1L
 Glass: tobacco (16)



R1253.1L
 Glass: transparent



1253.1L
 Glass: amber (05)



GIG1253.1L
 Glass: transparent



GIG1253.1L
Glass: transparent



Plate P43
chrome

3x R1253
Glass: transparent

RGIG1253
Glass: transparent


FINITURA METALLICA DISPONIBILE: cromo

METAL STRUCTURE AVAILABLE: chrome

- CAVO ELETTRICO TRASPARENTE
TRANSPARENT ELECTRIC CABLE

- A RICHIESTA: SOSPENSIONE E14 PUÒ ESSERE REALIZZATA CON ATTACCO E27, senza sovrapprezzo
ON DEMAND: HANGING LAMPS WITH E14 CAN BE MADE WITH E27, without surcharge

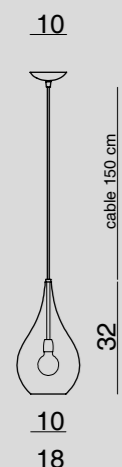
ULTERIORI COMPOSIZIONI A RICHIESTA
ADDITIONAL COMPOSITIONS ON DEMAND

DIMMABLE WITH:
DIMMABLE BULBS (NOT INCLUDED) 

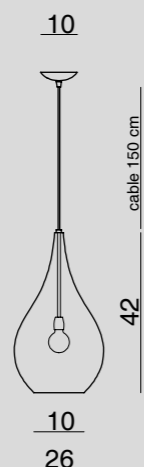
DIMMERABILE CON:
LAMPADINE DIMMERABILI (NON INCLUDE)

Per VETRO RIGATO:
aggiungere la lettera R davanti
al codice al momento dell'ordine

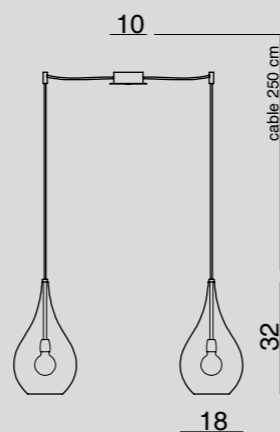
For RIBBED GLASS:
add the letter R in front of the
code when ordering



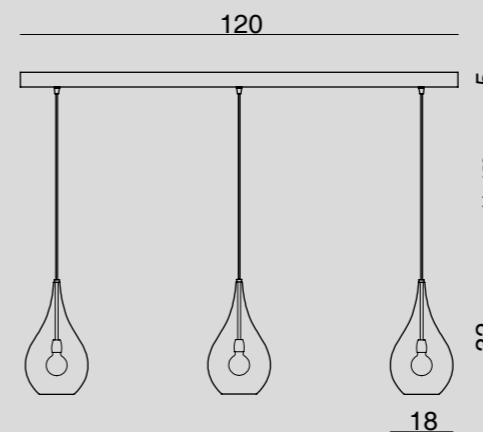
1253.1L
SOSPENSIONE / HANGING LAMP
Glass Ø18 cm - cavo/cable 150 cm
E14 1 x max 42W 220-240V
CE IP20 1m



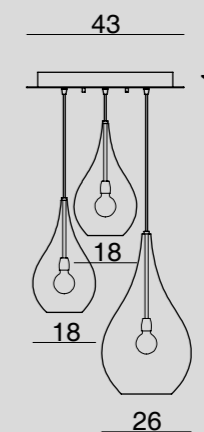
GIG1253.1L
SOSPENSIONE / HANGING LAMP
Glass Ø26 cm - cavo/cable 150 cm
E27 1 x max 70W 220-240V
CE IP20 1m



1253.2L
SOSPENSIONE / HANGING LAMP
Glass 2x Ø18 cm - cavo/cable 250 cm
E14 2 x max 42W 220-240V
CE IP20 1m



1257.120.3L
BINARIO / CEILING TRACK
Glass 3x Ø18 cm - cavo/cable 150 cm
E14 3 x max 42W 220-240V
CE IP20 1m



1259MX.3L
PLAFONIERA / CEILING LAMP
Glass Ø18/26 cm - cavo/cable 150 cm
E14 2 x max 42W 220-240V
E27 1 x max 70W 220-240V
CE IP20 1m

COLORI VETRO DISPONIBILI / AVAILABLE GLASS COLOURS



01 - TRASPARENTE
TRANSPARENT

03 - ROSA
PINK

05 - AMBRA
AMBER

06 - VERDE
GREEN

07 - AZZURRO
SKY-BLUE

08 - FUMÈ
FUME

16 - TABACCO
TOBACCO

17 - RUBINO
RUBY

FINITURA METALLICA DISPONIBILE / METAL FINISH AVAILABLE



CROMO
CHROME



GIGL1213.1L
Glass: amber (05)

RXXL1203.1L
Glass: transparent

PARIGI[©]



XXL1203.1L
Glass: transparent



RGIG1213.1L
Glass: green (06)



R1209MX.3L
Glass: fume (08)



LU1203
LUGIG1203
LUXXL1203
Glass: transparent

PARALUMI LINO OLANDA DISPONIBILI PER LA LINEA PARIGI / LINO OLANDA LAMP SHADES AVAILABLE FOR PARIGI



LI - BIANCO
LI - WHITE



LI - PANNA
LI - CREAM



LI - TORTORA
LI - DOVE GRAY


FINITURA METALLICA DISPONIBILE: cromo


METAL STRUCTURE AVAILABLE: chrome

- CAVO ELETTRICO TRASPARENTE
TRANSPARENT ELECTRIC CABLE

- PARALUMI IN LINO OLANDA DISPONIBILI PER LAMPADE DA TAVOLO: BIANCO, PANNA, TORTORA
AVAILABLE "LINO OLANDA" FABRIC SHADES FOR TABLE LAMPS: WHITE, CREAM, DOVE GRAY

ULTERIORI COMPOSIZIONI A RICHIESTA
ADDITIONAL COMPOSITIONS ON DEMAND

DIMMABLE WITH:
DIMMABLE BULBS (NOT INCLUDED) 
DIMMERABILE CON:
LAMPADINE DIMMERABILI (NON INCLUDE)

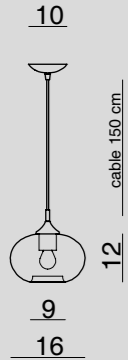
Per VETRO RIGATO:
aggiungere la lettera R davanti
al codice al momento dell'ordine
For RIBBED GLASS:
add the letter R in front of the
code when ordering 



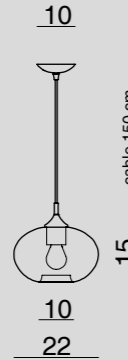
AP1211.1L
APPLIQUE / WALL LAMP
L15 - P19 - H23 cm
E14 1 x max 42W 220-240V
CE IP20 1m



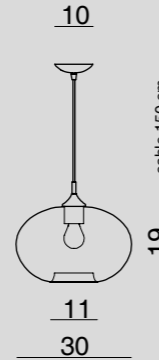
AP1201.1L
APPLIQUE / WALL LAMP
L15 - P19 - H25 cm
E14 1 x max 42W 220-240V
CE IP20 1m



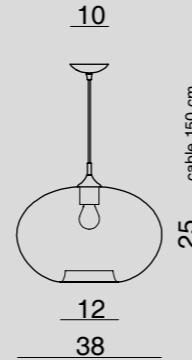
1213.1L
SOSPENSIONE / HANGING LAMP
Glass Ø16 cm - cavo/cable 150 cm
E14 1 x max 42W 220-240V
CE IP20 1m



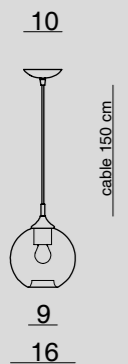
MED1213.1L
SOSPENSIONE / HANGING LAMP
Glass Ø22 cm - cavo/cable 150 cm
E27 1 x max 70W 220-240V
CE IP20 1m



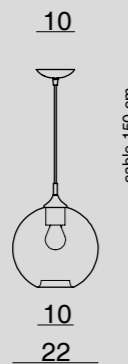
GIG1213.1L
SOSPENSIONE / HANGING LAMP
Glass Ø30 cm - cavo/cable 150 cm
E27 1 x max 70W 220-240V
CE IP20 1m



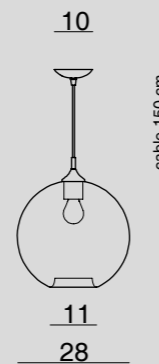
XXL1213.1L
SOSPENSIONE / HANGING LAMP
Glass Ø38 cm - cavo/cable 150 cm
E27 1 x max 70W 220-240V
CE IP20 1m



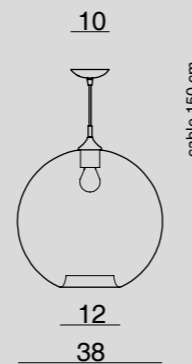
1203.1L
SOSPENSIONE / HANGING LAMP
Glass Ø16 cm - cavo/cable 150 cm
E14 1 x max 42W 220-240V
CE IP20 1m



MED1203.1L
SOSPENSIONE / HANGING LAMP
Glass Ø22 cm - cavo/cable 150 cm
E27 1 x max 70W 220-240V
CE IP20 1m



GIG1203.1L
SOSPENSIONE / HANGING LAMP
Glass Ø28 cm - cavo/cable 150 cm
E27 1 x max 70W 220-240V
CE IP20 1m

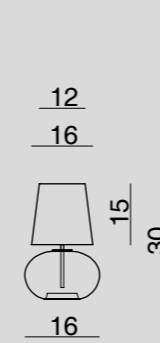


XXL1203.1L
SOSPENSIONE / HANGING LAMP
Glass Ø38 cm - cavo/cable 150 cm
E27 1 x max 70W 220-240V
CE IP20 1m

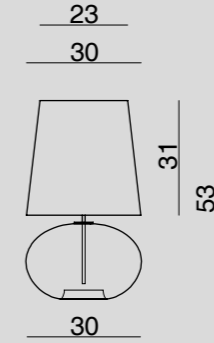
COLORI VETRO DISPONIBILI / AVAILABLE GLASS COLOURS



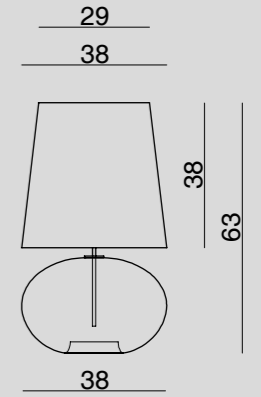
ARTICOLI GIG E XXL NEL COLORE FUMÈ: SUPPLEMENTO DEL 10% SUL PREZZO DEL COLORATO / PRODUCTS GIG AND XXL IN FUME COLOR: 10% SURCHARGE ON THE PRICE OF THE COLOURED



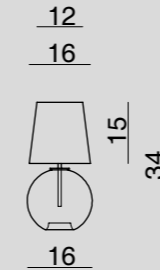
LU1213
LAMPADA DA TAVOLO / TABLE LAMP
Ø16 - H30 cm
E14 1 x max 40W 220-240V
CE IP20 1m



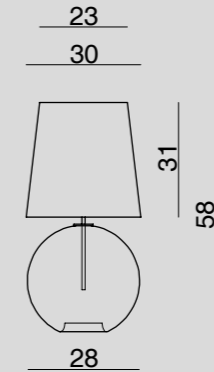
LUGIG1213
LAMPADA DA TAVOLO / TABLE LAMP
Ø30 - H53 cm
E27 1 x max 60W 220-240V
CE IP20 1m



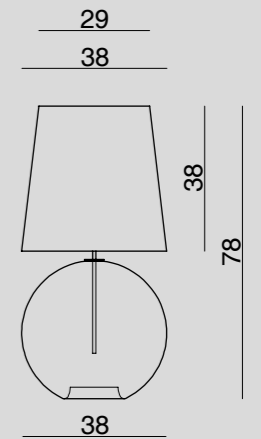
LUXXL1213
LAMPADA DA TAVOLO / TABLE LAMP
Ø38 - H63 cm
E27 1 x max 60W 220-240V
CE IP20 1m



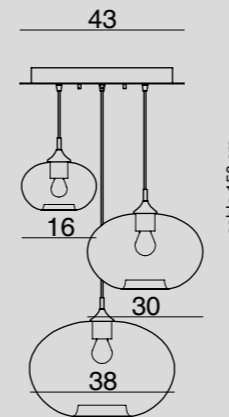
LU1203
LAMPADA DA TAVOLO / TABLE LAMP
Ø16 - H34 cm
E14 1 x max 40W 220-240V
CE IP20 1m



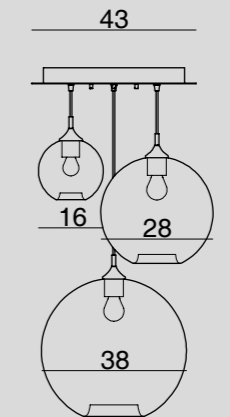
LUGIG1203
LAMPADA DA TAVOLO / TABLE LAMP
Ø28 - H58 cm
E27 1 x max 60W 220-240V
CE IP20 1m



LUXXL1203
LAMPADA DA TAVOLO / TABLE LAMP
Ø38 - H78 cm
E27 1 x max 60W 220-240V
CE IP20 1m




1219MX.3L
PLAFONIERA / CEILING LAMP
Glass Ø16/30/38 cm - cavo/cable 150 cm
E14 1 x max 42W 220-240V
E27 2 x max 70W 220-240V
CE IP20 1m



1209MX.3L
PLAFONIERA / CEILING LAMP
Glass Ø16/28/38 cm - cavo/cable 150 cm
E14 1 x max 42W 220-240V
E27 2 x max 70W 220-240V
CE IP20 1m

FINITURA METALLICA DISPONIBILE / METAL FINISH AVAILABLE



CROMO
CHROME



ZOE[®]


CANGINI & TUCCI[®]

Van
Gogh
Museum
Amsterdam

The Zoe® Van Gogh series of lamps is the result of the collaboration between Cangini e Tucci and Van Gogh Museum in Amsterdam.

La serie di lampade Zoe® Van Gogh è il risultato della collaborazione tra Cangini e Tucci e il Van Gogh Museum di Amsterdam.

The art of Vincent Van Gogh, the greatest impressionist painter of all time, meets the quality of craftsmanship and Made in Italy.

All the lamps are designed and made in Italy by expert artisan hands and master glass blowers.

The small imperfections that can be found on the surfaces of the decorations are peculiarities that attest the uniqueness of the product and the diversity of each product from the other and are therefore to be considered a reason of value, like the signature of a great artist.

L'arte di Vincent Van Gogh, il più grande pittore impressionista di tutti i tempi, incontra la qualità dell'artigianato e del Made in Italy.

Tutte le lampade sono infatti progettate e realizzate in Italia da mani artigiane esperte e da maestri soffiatori.

Le piccole imperfezioni che si riscontrano sulle superfici delle decorazioni sono peculiarità che attestano l'unicità del prodotto e la diversità di ogni prodotto rispetto all'altro e sono quindi da considerarsi motivo di valore aggiunto, proprio come la firma di un grande artista.



Almond Blossom Mandorlo in fiore



Vincent van Gogh (1853 - 1890),
Saint-Rémy-de-Provence, February 1890
oil on canvas, 73.3 cm x 92.4 cm
Credits (obliged to state):
Van Gogh Museum, Amsterdam
(Vincent Van Gogh Foundation)

Large blossom branches like this against a blue sky were one of Van Gogh's favourite subjects. Almond trees flower early in the spring making them a symbol of new life. Van Gogh borrowed the subject, the bold outlines and the positioning of the tree in the picture plane from Japanese printmaking.

The painting was a gift for his brother Theo and sister-in-law Jo, who had just had a baby son, Vincent Willem. In the letter announcing the new arrival, Theo wrote: 'As we told you, we'll name him after you, and I'm making the wish that he may be as determined and as courageous as you.' Unsurprisingly, it was this work that remained closest to the hearts of the Van Gogh family. Vincent Willem went on to found the Van Gogh Museum.

Vincent van Gogh (1853 - 1890),
Saint-Rémy-de-Provence, febbraio 1890
olio su tela, 73,3 cm x 92,4 cm
Credits (obbligo di dichiarazione):
Museo Van Gogh, Amsterdam
(Fondazione Vincent Van Gogh)

I grandi rami in fiore come questo contro un cielo blu erano uno dei soggetti preferiti di Van Gogh. I mandorli fioriscono all'inizio della primavera e sono un simbolo di nuova vita. Van Gogh ha preso in prestito il soggetto, i contorni audaci e la posizione dell'albero nel piano delle immagini dalla tipografia giapponese.

Il dipinto fu un regalo per il fratello Theo e la cognata Jo, che avevano appena avuto un figlio, Vincent Willem. Nella lettera che annunciava il nuovo arrivo, Theo scriveva: "Come vi abbiamo detto, lo chiameremo come voi, e gli auguro di essere determinato e coraggioso come voi". Non sorprende che sia stato questo lavoro a rimanere più vicino al cuore della famiglia Van Gogh. Vincent Willem fondò poi il Museo Van Gogh.



Vincent



GIG1523.1L

Glass: transparent + serigraph







AP1521.1L
Glass: metal sky blue + serigraph






LUGIG1520
Glass: metal sky blue



FINITURA METALLICA DISPONIBILE: nero opaco
METAL STRUCTURE AVAILABLE: matt black

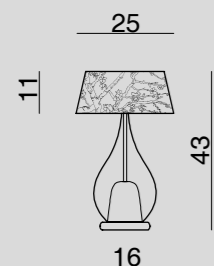
ULTERIORI COMPOSIZIONI A RICHIESTA
 ADDITIONAL COMPOSITIONS ON DEMAND




DIMMABLE WITH:
 DIMMABLE BULBS (NOT INCLUDED) 
DIMMERABILE CON:
 LAMPADINE DIMMERABILI (NON INCLUDE)

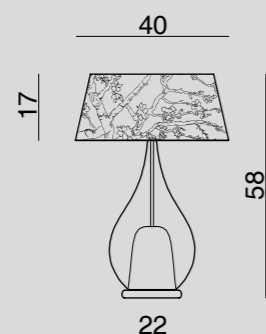
- CAVO ELETTRICO IN GOMMA NERO
 BLACK RUBBER ELECTRIC CABLE




LED DISPONIBILE PER LAMPADINE DA TAVOLO CON PARALUME / LED AVAILABLE FOR TABLE LAMPS WITH SHADE:
 LED 4,3W 350 *LUMEN 3.000K

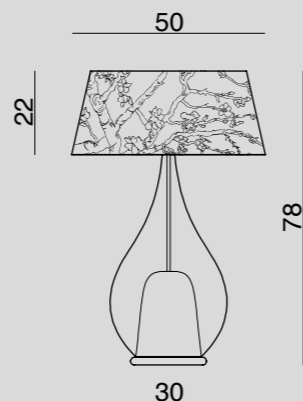
*1 LUMEN INDICATI CORRISPONDONO ALL'INTENSITÀ LUMINOSA ALL'ORIGINE DELLA SCHEDA LED
 *LUMEN INDICATED CORRESPONDS TO THE LUMINOUS INTENSITY AT THE ORIGIN OF THE LED BOARD






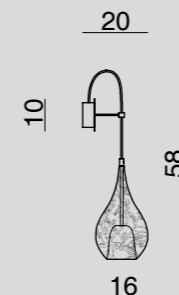
LU1520
 LAMPADA DA TAVOLO / TABLE LAMP
 Glass Ø16 cm - H43 cm
 E14 1 x max 40W 220-240V
 LED 1 x 4,3W 350 LUMEN 3.000K
 CE IP20   



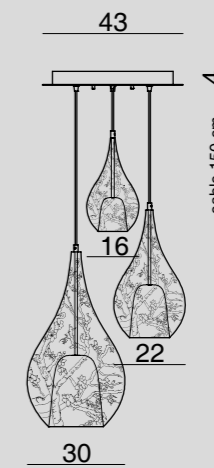
LUGIG1520
 LAMPADA DA TAVOLO / TABLE LAMP
 Glass Ø22 cm - H58 cm
 E27 1 x max 60W 220-240V
 LED 1 x 4,3W 350 LUMEN 3.000K
 CE IP20   



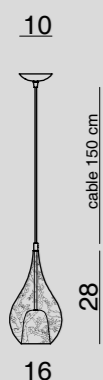
LUXXL1520
 LAMPADA DA TAVOLO / TABLE LAMP
 Glass Ø30 cm - H78 cm
 E27 1 x max 60W 220-240V
 LED 1 x 4,3W 350 LUMEN 3.000K
 CE IP20   



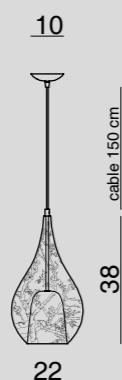
AP1521.1L
 APPLIQUE / WALL LAMP
 Glass Ø16 cm - cavo/cable 50 cm
 E14 1 x max 60W 220-240V
 CE IP20  





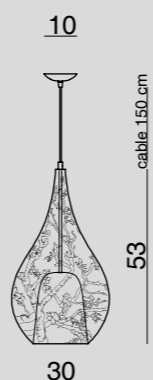
1529MX.3L
 PLAFONIERA / CEILING LAMP
 Glass Ø16/22/30 cm - cavo/cable 150 cm
 E14 1 x max 60W 220-240V
 E27 2 x max 105W 220-240V
 CE IP20  





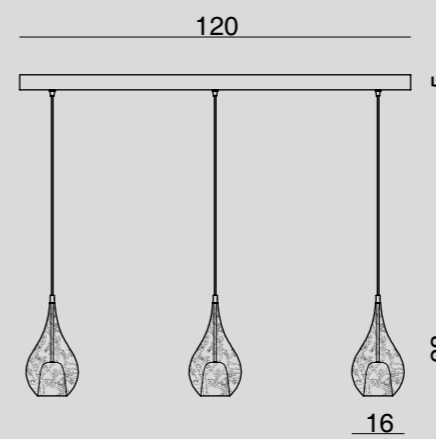
1523.1L
 SOSPENSIONE / HANGING LAMP
 Glass Ø16 cm - cavo/cable 150 cm
 E14 1 x max 60W 220-240V
 CE IP20  





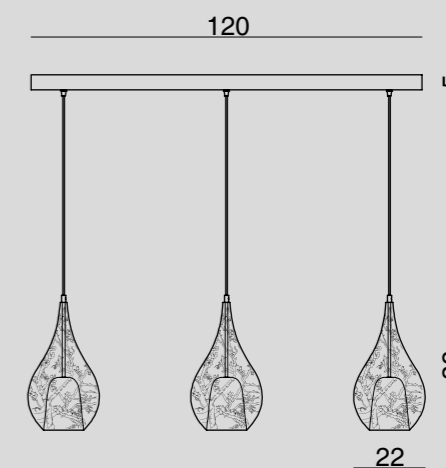
GIG1523.1L
 SOSPENSIONE / HANGING LAMP
 Glass Ø22 cm - cavo/cable 150 cm
 E27 1 x max 105W 220-240V
 CE IP20  





XXL1523.1L
 SOSPENSIONE / HANGING LAMP
 Glass Ø30 cm - cavo/cable 150 cm
 E27 1 x max 105W 220-240V
 CE IP20  



1527.120.3L
 BINARIO / CEILING TRACK
 Glass 3x Ø16 cm - cavo/cable 150 cm
 E14 3 x max 60W 220-240V
 CE IP20  



GIG1527.120.3L
 BINARIO / CEILING TRACK
 Glass 3x Ø22 cm - cavo/cable 150 cm
 E27 3 x max 105W 220-240V
 CE IP20  

COLORI VETRO DISPONIBILI / AVAILABLE GLASS COLOURS



AZZURRO METAL
 METAL SKY BLUE



TRASPARENTE + serigrafia
 TRANSPARENT + serigraph



AZZURRO METAL + serigrafia
 METAL SKY BLUE + serigraph

COLORI VETRO PER LAMPADINE DA TAVOLO / GLASS COLOURS FOR TABLE LAMPS



TRASPARENTE
 TRANSPARENT




AZZURRO METAL
 METAL SKY BLUE

FINITURA METALLICA DISPONIBILE / METAL FINISH AVAILABLE



NERO OPACO
 MATT BLACK



REFERENCES



30x ECLISSE 1293
Custom plate diam. 75 cm

PROJECT: TH2 WHITE
INTERIOR DESIGN HAMBURG



30x ECLISSE 1293
Custom plate diam. 75 cm

PROJECT: TH2 WHITE
INTERIOR DESIGN HAMBURG



30x ECLISSE 1293
Custom plate diam. 75 cm

PROJECT: TH2 WHITE
INTERIOR DESIGN HAMBURG



ZOE 1303, GIG1303

PHOTOS: MATTHIAS GROPPE
PROJEKT: RAUMWERK



FLUTE GIG1393.1L
Glass: ruby (17)

BACKHAUS LÜNING GMBH
HANS HENRICH





5x FOLD 1513.1L
 Glass: transparent
 Canopy: matt black

GRIESBACHER GMBH
 SHOWROOM AUSTRIA



ECLISSE 1299.7L

GRIESBACHER GMBH
 SHOWROOM AUSTRIA

MIREA CUSTOM

Glass: amber
 Structure: satin rose gold

GRIESBACHER GMBH
 SHOWROOM AUSTRIA





ZOE LUGIG1303



ZOE LUGIG1303



PIT LU1585.1L LU1580.1L



2x ECLISSE MAX 1569MX.43.3L
 Glass: green (06), ruby (17), tobacco (16)
 Plate: matt white

WAGNER MÖBEL MANUFAKTUR GMBH & CO. KG
 SHOWROOM GERMANY



SCARLETT 1493.8+8/16L

Glass: matt white



ZOE 1303, GIG1303, XXL1303
Glass: metallic mix

2x SCARLETT 1493.8+8/16L
Glass: matt white

FOLD GIG1517.120.3L
Glass: transparent

PACINI & CAPPELLINI MILANO





ZOE GIG1303
Glass: gold

HOTEL MEZDI ***S
VISCIANI PHOTOGRAPHY





ZOE GIG1303.1L
ZOE VGM LUGIG1520

STUDIOME
LOCATION: CESENA





FLUTE SPECIAL FIXTURE
RIXLICHT



FLUTE 1393, GIG1393, XXL1393
Glass: rose gold, black
ALLGAEUER LICHTHAUS



ECLISSE 1293
Glass: amber

PHOTOS: URBANIWIRT
PROJECT: ARCH. RONACHER
LIGHTING DESIGN: WEGE-LICHT





ZOE SPECIAL FIXTURE
Glass: metallic mix
PROJECT: SCHÜRMANN LEUCHTENLAND GMBH





ECLISSE 1293, MED1293, GIG1293, XXL1293
Glass: metallic and coloured mix

PROJECT: NARA S.R.O. SLOVACCHIA
DISTRIBUTOR: ALEXIA FAIRY LAMPS




ECLISSE MAX SPECIAL FIXTURE
Glass: metallic and coloured mix



GEO 1543, GIG1543, XXL1543
Glass: transparent, amber (05), tobacco (16)

PROJECT: LUCE UNICO AG



**PIT SPECIAL FIXTURE**

Glass: coloured mix

PROJECT: CAMAS**PIT SPECIAL FIXTURE**

Glass: coloured mix

**PROJECT: HOTEL VILLA CORTINE
SIRMIONE (BS)****ARCHITETTO CERESOLI CARLO
IN COLLABORAZIONE
CON OFFICINA LUCE**2x FLUTE **GIG1393.1L**
Glass: rose gold**DOLIUM**
(out of production, only on demand for projects)**RISTRUTTURAZIONE APPARTAMENTO A POGGIO
A CAIANO, CON VISTA SULLA VILLA MEDICEA.****PROGETTISTI
ARCH. FEDERICO MAZZOLI
ARCH. FRANCESCO MAZZEI****STUDIO
WWW.A1AD.IT**

FINITURE

COLORI DISPONIBILI PER TUTTI I PRODOTTI
COLOURS AVAILABLE FOR ALL PRODUCTS



01 - TRASPARENTE
TRANSPARENT

03 - ROSA
PINK

05 - AMBRA
AMBER

06 - VERDE
GREEN

07 - AZZURRO
SKY-BLUE

08 - FUMÈ
FUME

16 - TABACCO
TOBACCO

17 - RUBINO
RUBY

ARTICOLI GIG E XXL NEL COLORE FUMÈ:
SUPPLEMENTO DEL 10% SUL PREZZO DEL COLORATO.
PRODUCTS GIG AND XXL IN FUME COLOUR:
10% SURCHARGE ON THE PRICE OF THE COLOURED.



I PRODOTTI CON PORTALAMPADA E14 E27 E G9
NON INCLUDONO LE LAMPADINE.
PRODUCTS WITH E14 E27 AND G9 LAMP HOLDERS
DO NOT INCLUDE BULBS.



COLORI METALLICI VETRO DISPONIBILI
METALLIC GLASS COLOURS AVAILABLE

MODELLO / MODEL **COLORI / COLOURS**

ECLISSE Ø14 CM	 Acciaio Steel	 Bronzo Bronze	 Nero Black	 Oro Gold	 Oro rosa Rose gold		
ECLISSE MAX	 Acciaio Steel	 Bronzo Bronze	 Nero Black				
FLUTE	 Bronzo Bronze	 Nero Black	 Oro rosa Rose gold	 Titanio Titanium			
TAO	 Oro rosa Rose gold	 Titanio Titanium					
ZOE MAX	 Bronzo Bronze	 Nero Black	 Oro rosa Rose gold				
ZOE	 Acciaio Steel	 Bronzo Bronze	 Nero Black	 Oro Gold	 Oro rosa Rose gold	 Petrolio Petroleum	 Titanio Titanium



CEO

Pietro Tucci

ART DIRECTION

Cangini e Tucci
Alberto Manzoni

STAMPA

Litografia il Papiro

CANGINI&TUCCI S.r.l

Via Archimede, 36
47521 Cesena (FC)
Tel. +39 0547 303035
Fax +39 0547 645146
info@canginietucci.com
www.canginietucci.com

L'azienda si riserva il diritto di apportare modifiche
atte al miglioramento del prodotto
in qualsiasi momento e senza preavviso.

*The company reserves the right to make design
changes to improve the products
at any time and without notice.*